



FLORIDA COURTS
E-FILING AUTHORITY

Service Desk Report

March 2024

E-Portal Service Desk Summary

March 2024

Month	January	February	March
Total Tickets	5,073	4,796	5,084

Customer Type	Count	Volume %	Acknowledged	Resolved
Judge	↑ 17	↑ 6%	↓ 37 Mins.	↓ 42 Mins.
Self-Rep	↑ 1,832	↑ 2%	↑ 37 Mins.	↑ 1Hr. 3 Mins.
Attorney	↑ 2,797	↑ 8%	↑ 41 Mins.	↑ 54 Mins.
Total (Legal)	↑ 4,646	↑ 5%	↑ 38 Mins.	↑ 56 Mins.
Clerk/Staff	↑ 438	↑ 9 %	↑ 4 Mins.	↓ 16 Mins.

Month	January	February	March
DIY Tickets	41	56	22

Customer Service Incidents

March 2024

Status	January 2024	February 2024	March 2024
Incidents Received	4,702	4,396	4,646
Incidents Resolved	4,463	4,230	4,460
Carry Over	239	166	186
# of Submissions	2,023,830	1,983,445	1,966,791
# of Documents	2,883,251	2,834,597	2,798,608

Average Acknowledge & Resolve Times

Acknowledge Time	.81 Days 7 Hrs. 17 Mins.	.75 Days 6 Hrs. 44 Mins.	.82 Days 7 Hrs. 22 Mins.
Resolution Time	.93 Days 8 Hrs. 24 Mins.	.87 Days 7 Hrs. 47 Mins.	.97 Days 8 Hrs. 43 Mins.

Stakeholders: Case Managers, Court Reporters, Court Monitors, Creditors, Domestic Violence Case Initiators, Guardian ad Litem, Law Enforcement, Local Agents, Media, Mediators, Mental Health Professionals, Probation Office Staff, Process Servers, and State Agents.

Judge Incidents

March 2024

Status	January 2024	February 2024	March 2024
Incidents Received	15	16	17
Incidents Worked	14	16	17
Carry Over	1	0	0
# of Submissions	226,074	232,892	231,160
# of Documents	234,482	241,592	239,696

Average Acknowledge & Resolve Times

Acknowledge Time	.40 Days 3 Hr. 37 Mins.	.30 Days 2 Hr. 41 Mins.	.23 Days 2 Hr. 4 Mins.
Resolution Time	. Days 9 Hr. 36 Mins.	.31 Days 2 Hr. 48 Mins.	.23 Days 2 Hr. 6 Mins.

Stakeholders: Judges, Judicial Assistants, General Magistrates, and Hearing Officers.

Self-Rep Litigant Incidents

March 2024

Status	January 2024	February 2024	March 2024
Incidents Received	1,956	1,798	1,832
Incidents Worked	1,881	1,738	1,789
Carry Over	75	60	43
# of Submissions	22,241	21,631	16,844
# of Documents	45,895	45,174	20,569

Average Acknowledge & Resolve Times

Acknowledge Time	.87 Days 7 Hrs. 49 Mins.	.85 Days 7 Hrs. 41 Mins.	.92 Days 8 Hrs. 18 Mins.
Resolution Time	.99 Days 8 Hrs. 59 Mins.	.99 Days 8 Hrs. 54 Mins.	1.11 Days 9 Hrs. 57 Mins.

Stakeholders: Judges, Judicial Assistants, General Magistrates, and Hearing Officers.

Attorney Incidents

March 2024

Status	January 2024	February 2024	March 2024
Incidents Received	2,731	2,582	2,797
Incidents Worked	2,568	2,476	2,654
Carry Over	163	106	143
# of Submissions	1,546,150	1,500,253	1,485,072
# of Documents	2,345,890	2,292,140	2,256,833

Average Acknowledge & Resolve Times

Acknowledge Time	.77 Days 6 Hrs. 54 Mins.	.68 Days 6 Hrs. 6 Mins.	.75 Days 6 Hrs. 47 Mins.
Resolution Time	.89 Days 7 Hrs. 59 Min.	.78 Days 7 Hrs. 3 Min.	.88 Days 7 Hrs. 57 Min.

Stakeholders: Attorneys and their representatives.

Technical Incidents February 2024

Status	January 2024	February 2024	March 2024
Incidents Received	371	400	438
Incidents Worked	356	391	432
Carry Over	15	9	6
# of Submissions	17,160	17,820	16,844
# of Documents	21,171	21,625	20,569

Average Acknowledge & Resolve Times

Acknowledge Time	.02 Days 11 Mins.	.05 Days 26 Mins.	.06 Days 30 Mins.
Resolution Time	.18 Days 1 Hr. 36 Mins.	.29 Days 2 Hr. 39 Mins.	.27 Days 2 Hr. 23 Mins.

Stakeholders: Clerks of Court and their staff.

Top Incident Types & Percentage of Call Volume

Self-Represented Litigants					
Access	18%	Connectivity	1%	Correction Queue	4%
E-Service	2%	Information	36%	Training	26%

Attorneys					
Access	19%	Connectivity	8%	Correction Queue	9%
E-Service	4%	Information	24%	Pending Registration	11%

Judiciary					
Connectivity	11%	E-Service	11%	Pending Registration	52%

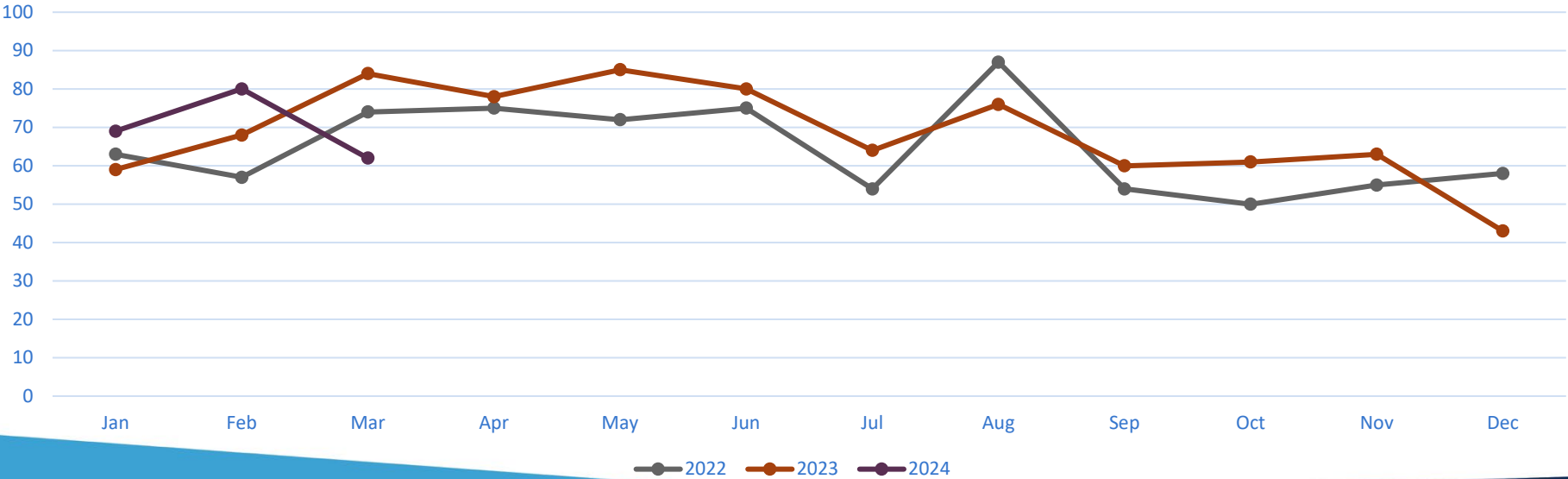
At a Glance Statistics

The following slides breakdown Filer Accounts, E-Portal Service Desk Calls, Submissions, and Documents by month and year; by customer type. If you have any questions, please contact Gia Howell, at (850) 577-4578 or Howell@flclerks.com

County Account Comparison

Mon	Jan	Feb	Mar	Apr	May	Jun	Jul	Aug	Sep	Oct	Nov	Dec
2022	63	57	74	75	72	75	54	87	54	50	55	58
2023	59	68	84	78	85	80	64	76	60	61	63	43
2024	69	80	62									

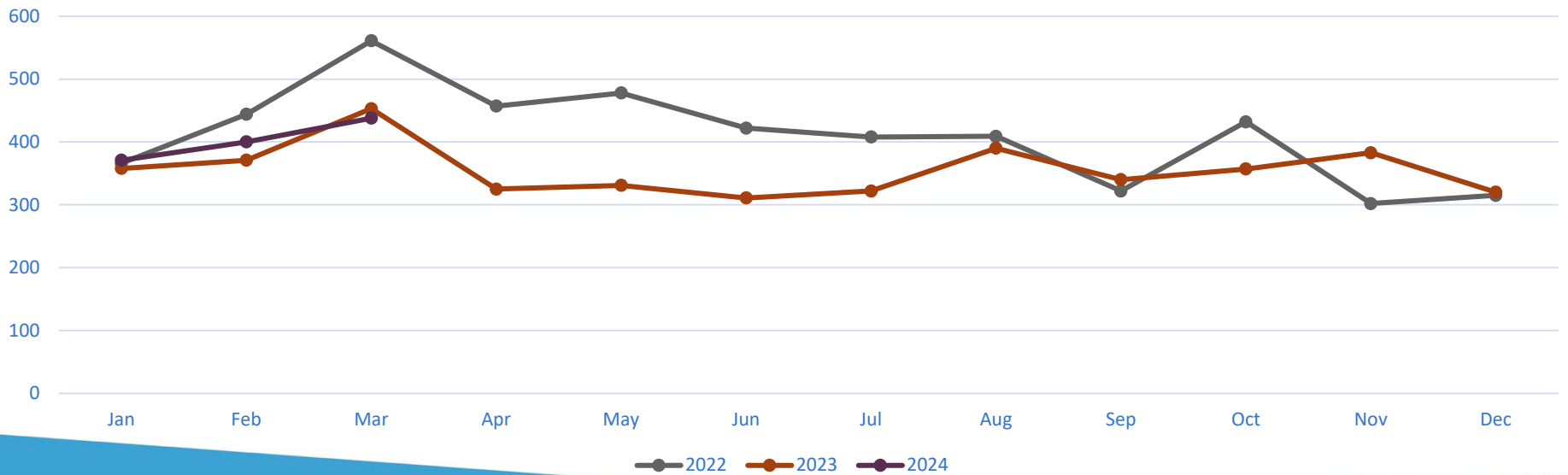
County Accounts



County Ticket Comparison

Mon	Jan	Feb	Mar	Apr	May	Jun	Jul	Aug	Sep	Oct	Nov	Dec
2022	366	444	561	457	478	422	408	409	322	432	302	315
2023	358	371	453	325	331	311	322	390	340	357	383	320
2024	371	400	438									

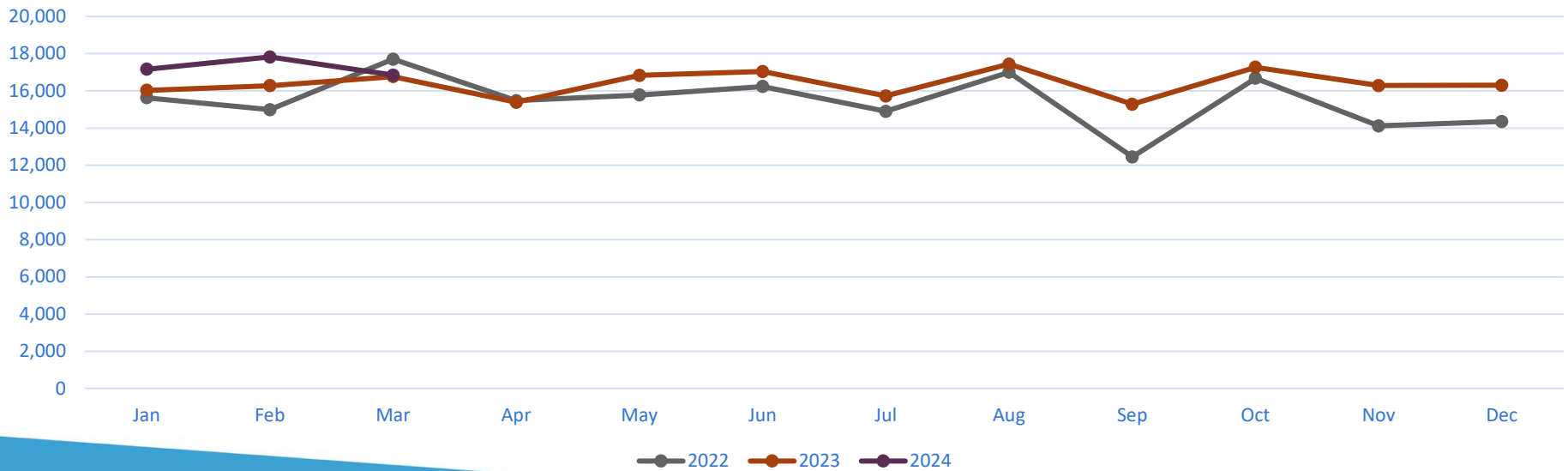
County Tickets



County Submission Comparison

Mon	Jan	Feb	Mar	Apr	May	Jun	Jul	Aug	Sep	Oct	Nov	Dec
2022	15,628	14,985	17,703	15,473	15,774	16,234	14,896	16,999	12,450	16,672	14,114	14,352
2023	16,025	16,275	16,764	15,380	16,826	17,037	15,726	17,437	15,284	17,263	16,281	16,299
2024	17,160	17,820	16,844									

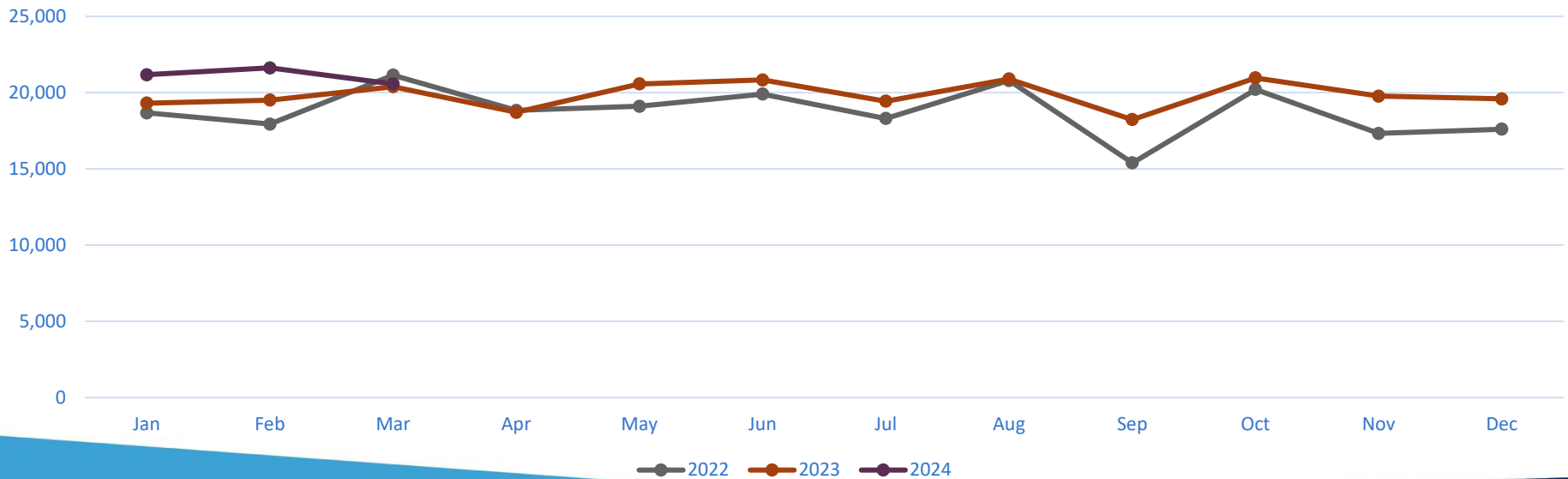
County Submissions



County Document Comparison

Mon	Jan	Feb	Mar	Apr	May	Jun	Jul	Aug	Sep	Oct	Nov	Dec
2022	18,676	17,937	21,144	18,836	19,101	19,905	18,305	20,797	15,388	20,211	17,323	17,608
2023	19,311	19,505	20,392	18,707	20,569	20,828	19,434	20,891	18,233	20,965	19,773	19,594
2024	21,171	21,625	20,569									

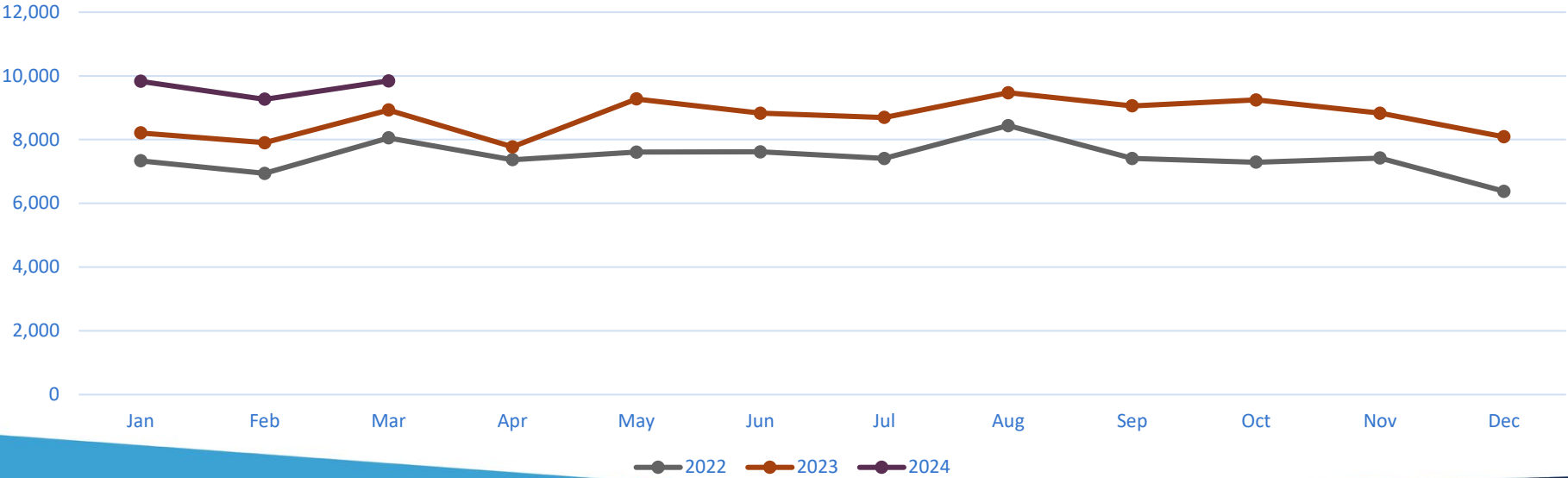
County Documents



Customer Service Account Comparison

Mon	Jan	Feb	Mar	Apr	May	Jun	Jul	Aug	Sep	Oct	Nov	Dec
2022	7,336	6,941	8,054	7,367	7,606	7,617	7,409	8,440	7,407	7,293	7,419	6,375
2023	8,210	7,901	8,927	7,771	9,275	8,831	8,694	9,471	9,057	9,243	8,831	8,088
2024	9,828	9,265	9,845									

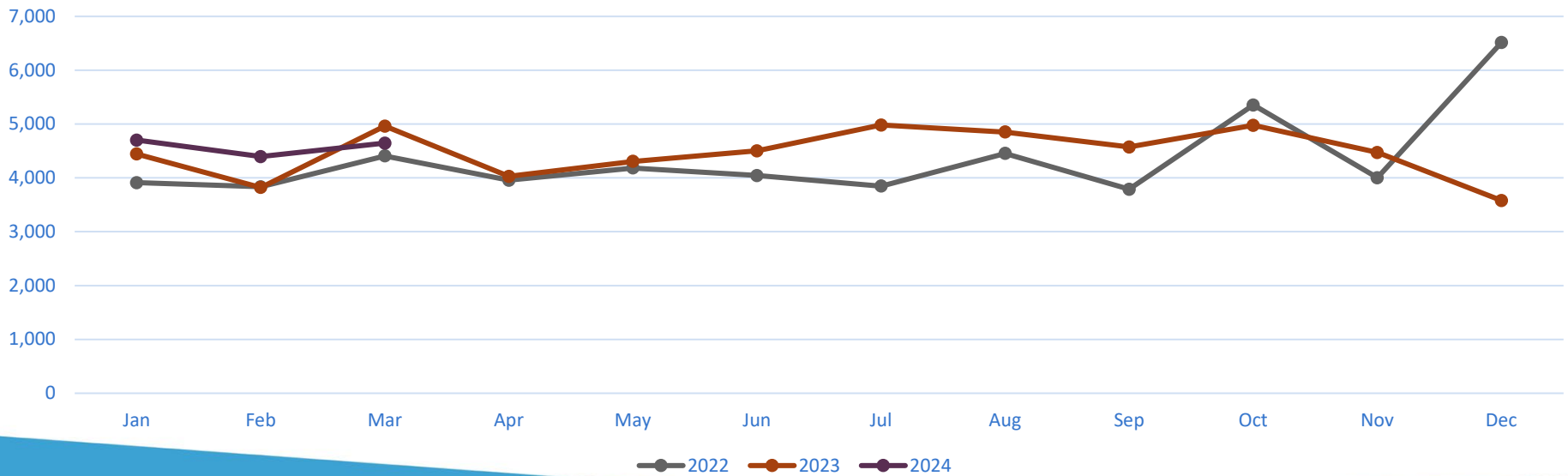
Customer Service Accounts



Customer Service Ticket Comparison

Mon	Jan	Feb	Mar	Apr	May	Jun	Jul	Aug	Sep	Oct	Nov	Dec
2022	3,912	3,835	4,409	3,957	4,183	4,044	3,847	4,454	3,790	5,353	4,002	6,514
2023	4,443	3,821	4,961	4,029	4,307	4,502	4,982	4,851	4,574	4,977	4,473	3,580
2024	4,702	4,396	4,646									

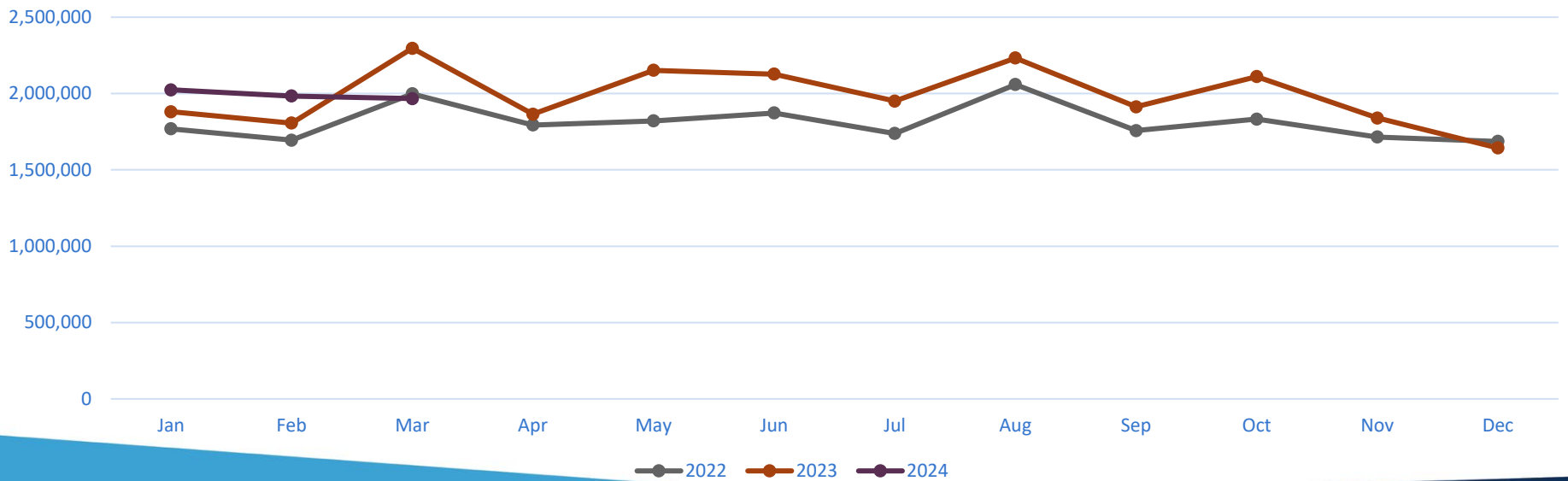
Customer Service Tickets



Customer Service Submission Comparison

Mon	Jan	Feb	Mar	Apr	May	Jun	Jul	Aug	Sep	Oct	Nov	Dec
2022	1,768,906	1,694,461	1,998,276	1,793,979	1,820,691	1,873,077	1,738,691	2,059,088	1,756,862	1,832,721	1,714,683	1,686,328
2023	1,880,572	1,806,137	2,296,346	1,864,772	2,151,684	2,126,451	1,950,699	2,232,195	1,913,320	2,110,896	1,839,734	1,643,945
2024	2,023,830	1,983,445	1,966,791									

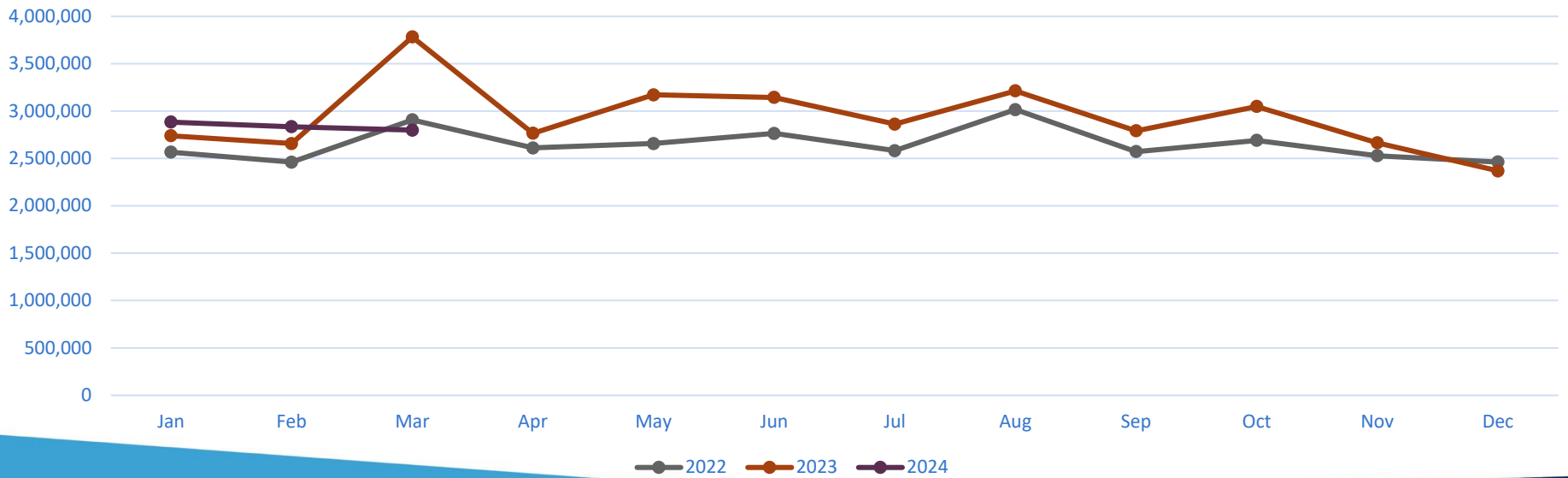
Customer Service Submissions



Customer Service Document Comparison

Mon	Jan	Feb	Mar	Apr	May	Jun	Jul	Aug	Sep	Oct	Nov	Dec
2022	2,565,546	2,461,087	2,906,683	2,610,784	2,656,506	2,763,965	2,582,110	3,015,876	2,571,201	2,689,790	2,529,090	2,462,229
2023	2,739,941	2,656,887	3,782,454	2,764,747	3,171,177	3,144,049	2,862,278	3,212,970	2,791,766	3,048,757	2,664,400	2,367,885
2024	2,883,251	2,834,597	2,798,608									

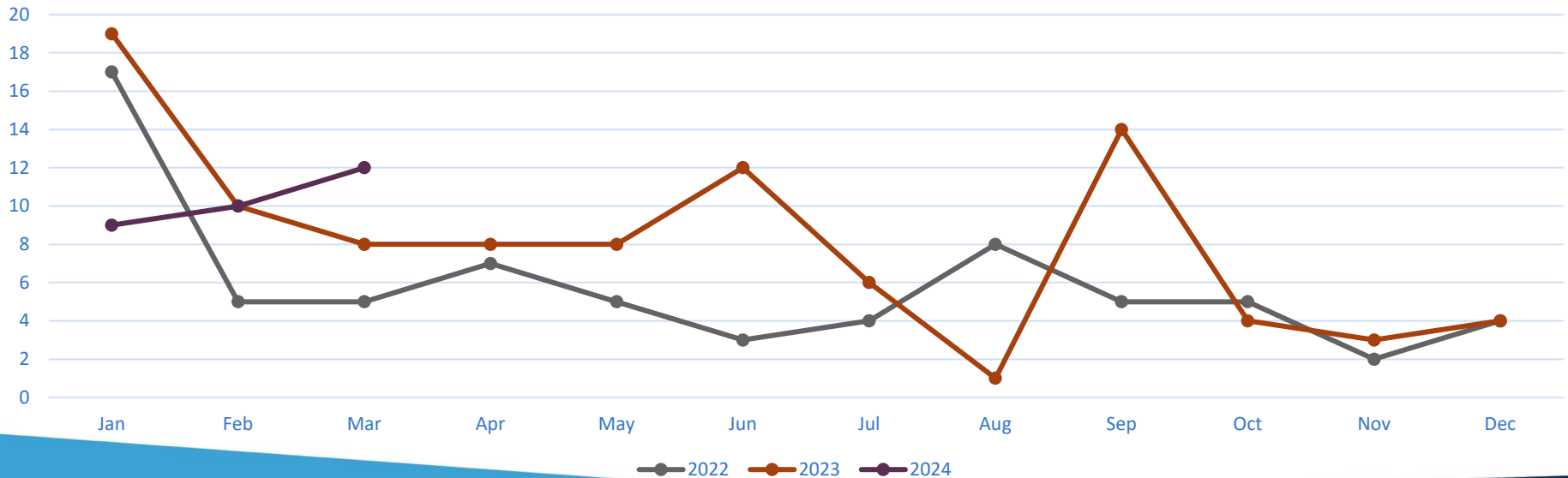
Customer Service Documents



Judicial Account Comparison

Mon	Jan	Feb	Mar	Apr	May	Jun	Jul	Aug	Sep	Oct	Nov	Dec
2022	17	5	5	7	5	3	4	8	5	5	2	4
2023	19	10	8	8	8	12	6	1	14	4	3	4
2024	9	10	12									

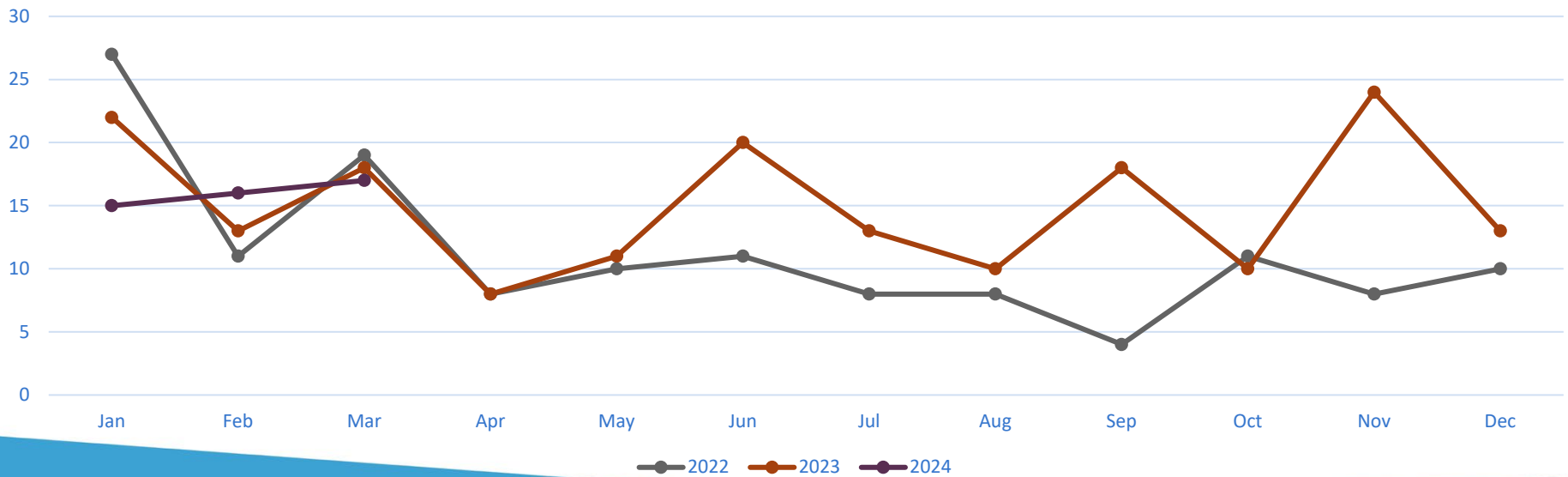
Judge Accounts



Judicial Ticket Comparison

Mon	Jan	Feb	Mar	Apr	May	Jun	Jul	Aug	Sep	Oct	Nov	Dec
2022	27	11	19	8	10	11	8	8	4	11	8	10
2023	22	13	18	8	11	20	13	10	18	10	24	13
2024	15	16	17									

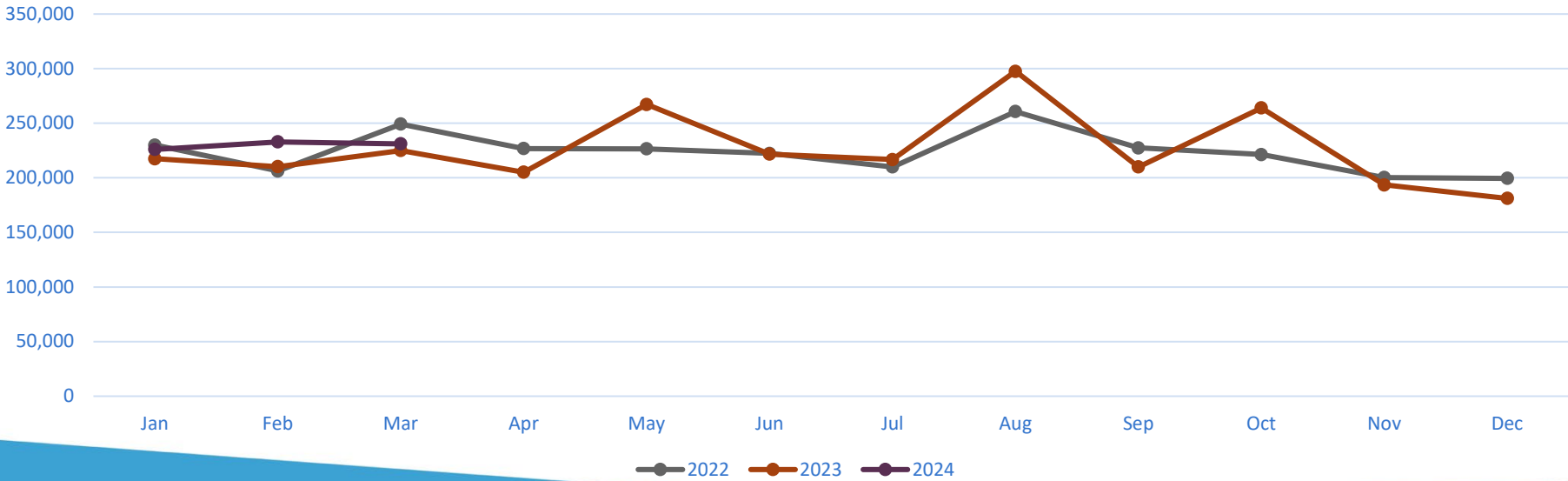
Judge Tickets



Judicial Submission Comparison

Mon	Jan	Feb	Mar	Apr	May	Jun	Jul	Aug	Sep	Oct	Nov	Dec
2022	230,032	206,251	249,210	226,830	226,557	222,337	209,903	260,665	227,422	221,303	200,316	199,499
2023	217,460	210,212	225,051	205,131	267,209	221,715	216,762	297,503	209,999	263,965	193,568	181,106
2024	226,074	232,892	231,160									

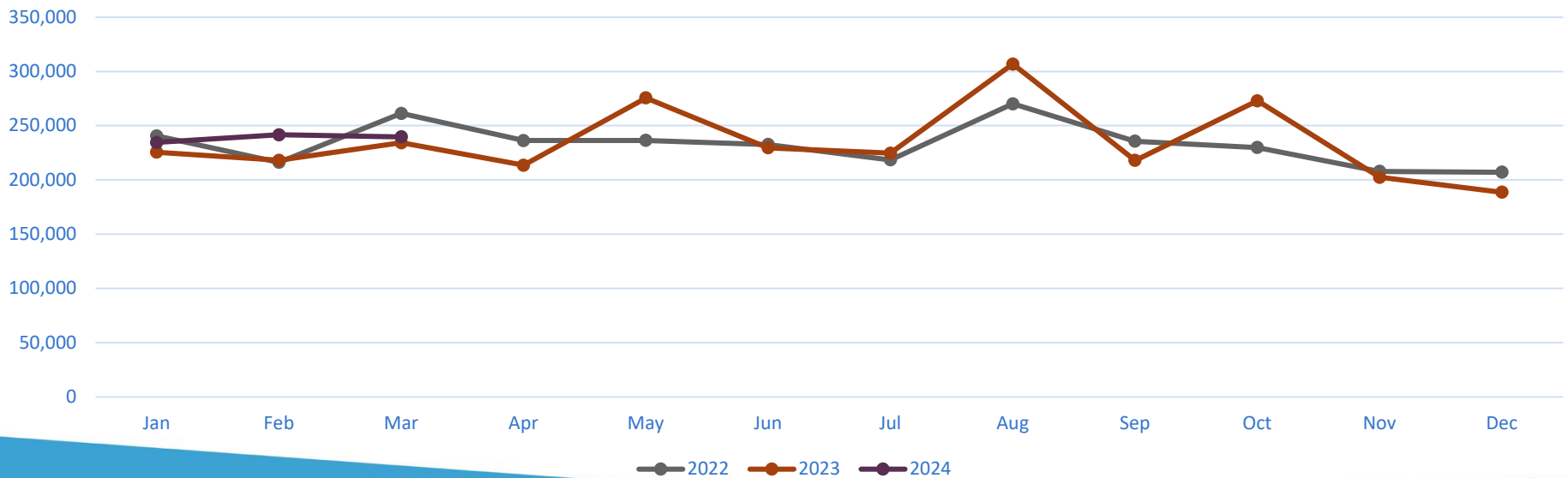
Judge Submissions



Judicial Document Comparison

Mon	Jan	Feb	Mar	Apr	May	Jun	Jul	Aug	Sep	Oct	Nov	Dec
2022	240,575	216,134	261,312	236,291	236,465	232,643	218,456	270,184	235,682	229,787	207,810	207,105
2023	225,541	218,063	234,290	213,542	275,544	229,605	224,686	306,769	217,944	272,946	202,448	188,675
2024	234,482	241,592	239,696									

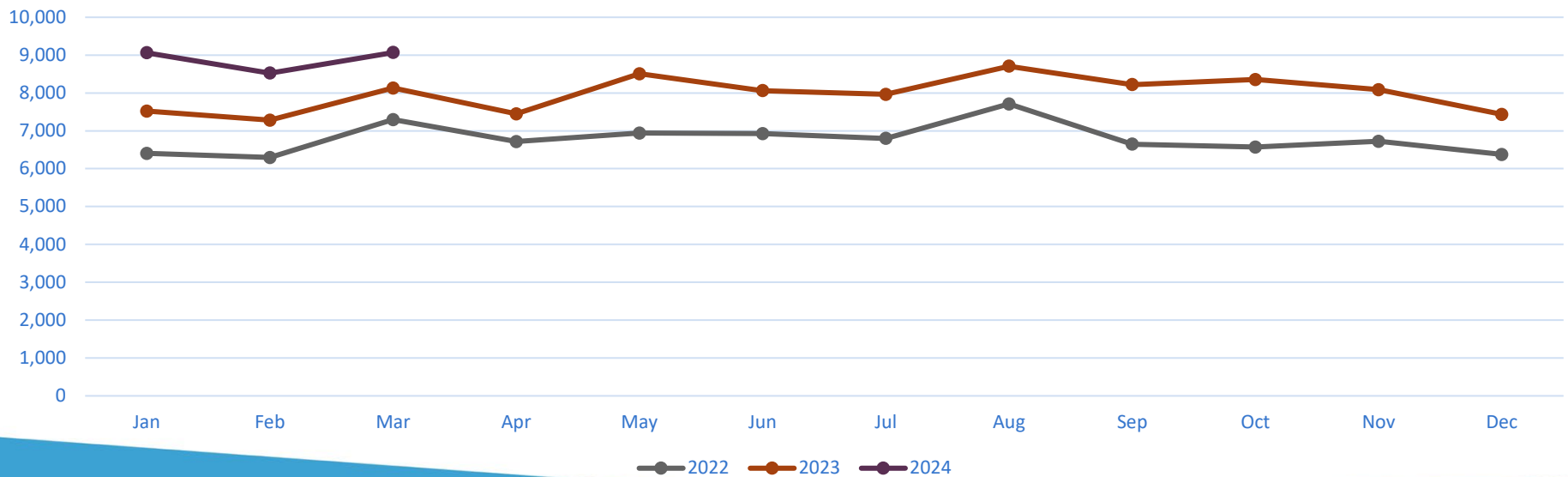
Judge Documents



Self-Rep Account Comparison

Mon	Jan	Feb	Mar	Apr	May	Jun	Jul	Aug	Sep	Oct	Nov	Dec
2022	6,405	6,295	7,294	6,716	6,942	6,927	6,798	7,708	6,648	6,571	6,723	6,375
2023	7,522	7,282	8,128	7,448	8,508	8,062	7,962	8,707	8,221	8,353	8,086	7,432
2024	9,063	8,525	9,070									

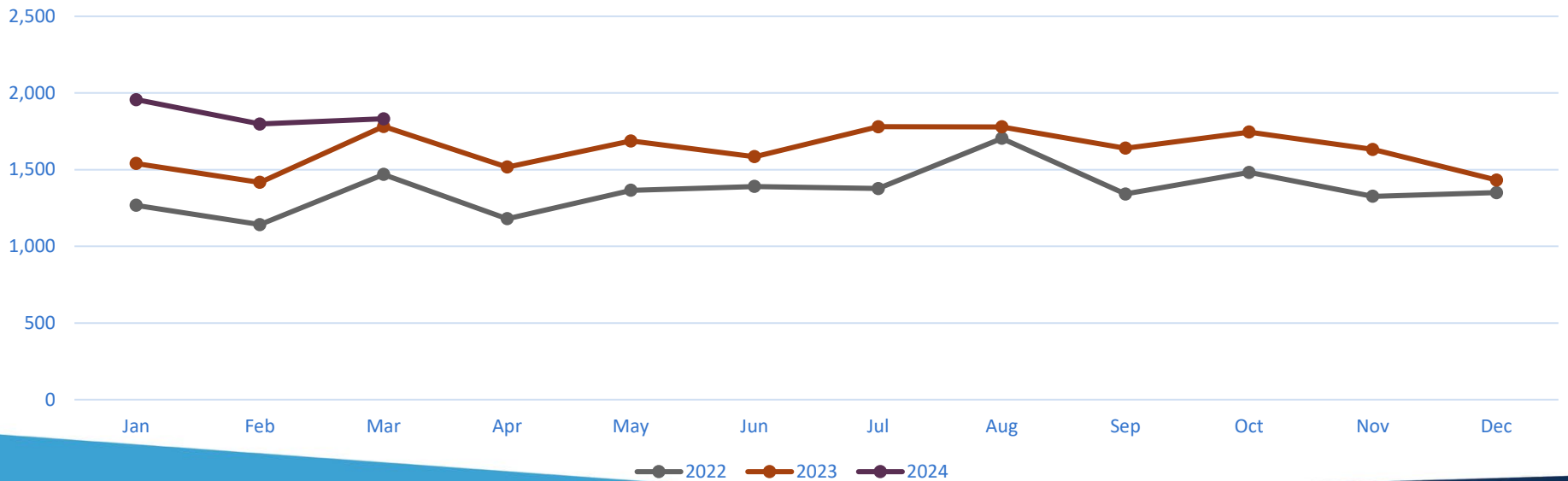
Self Rep Accounts



Self-Rep Ticket Comparison

Mon	Jan	Feb	Mar	Apr	May	Jun	Jul	Aug	Sep	Oct	Nov	Dec
2022	1,267	1,142	1,469	1,180	1,365	1,390	1,377	1,704	1,341	1,482	1,326	1,350
2023	1,540	1,417	1,782	1,517	1,687	1,585	1,780	1,779	1,640	1,745	1,632	1,432
2024	1,956	1,798	1,932									

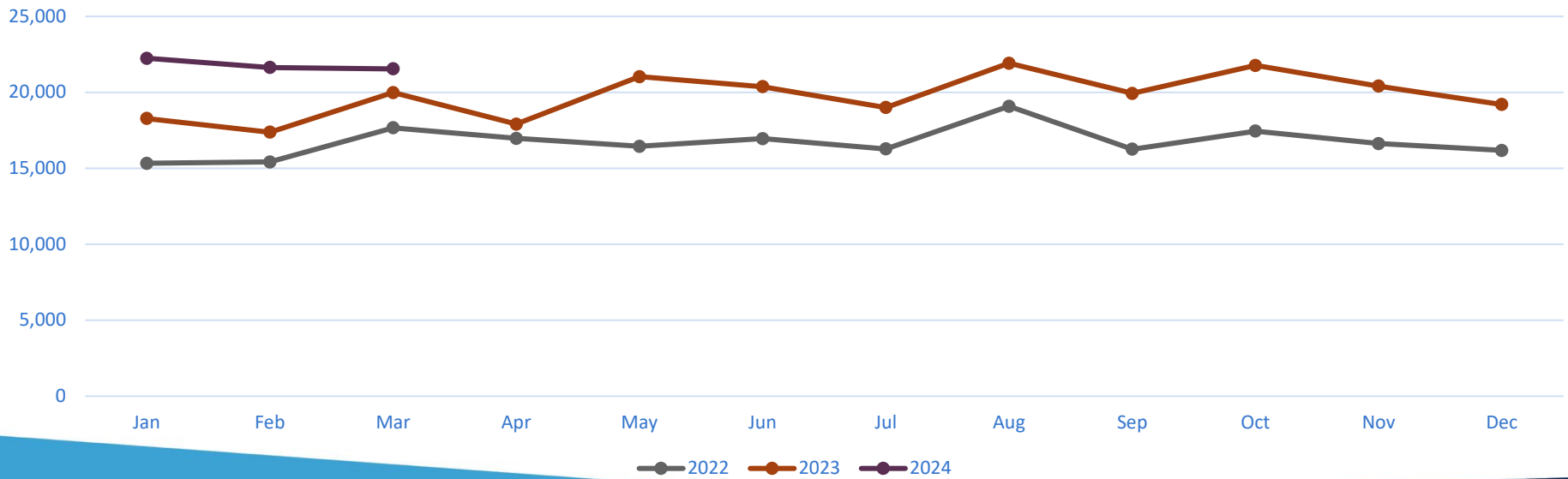
Self Rep Tickets



Self-Rep Submission Comparison

Mon	Jan	Feb	Mar	Apr	May	Jun	Jul	Aug	Sep	Oct	Nov	Dec
2022	15,328	15,412	17,659	16,969	16,441	16,947	16,273	19,078	16,258	17,442	16,623	16,176
2023	18,278	17,371	19,987	17,908	21,034	20,371	18,996	21,915	19,931	21,766	20,403	19,194
2024	22,241	21,631	21,544									

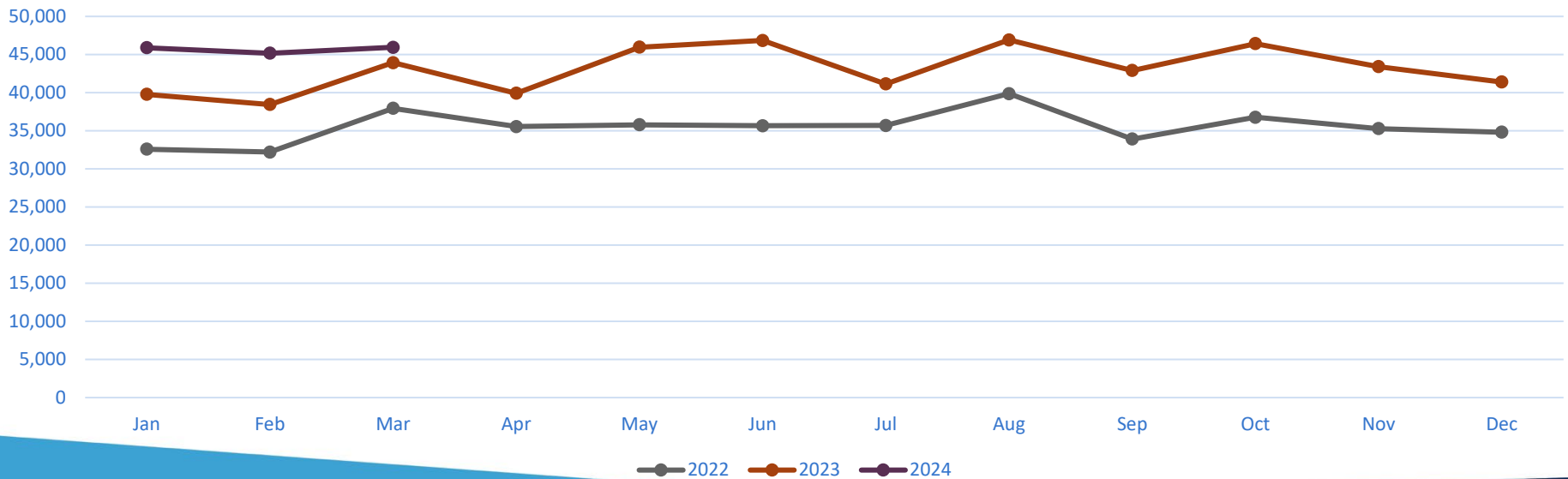
Self Rep Submissions



Self-Rep Document Comparison

Mon	Jan	Feb	Mar	Apr	May	Jun	Jul	Aug	Sep	Oct	Nov	Dec
2022	32,589	32,199	37,945	35,544	35,774	35,664	35,688	39,863	33,911	36,778	35,284	34,807
2023	39,776	38,442	43,918	39,917	45,952	46,834	41,147	46,906	42,906	46,418	43,412	41,395
2024	45,895	45,174	46,934									

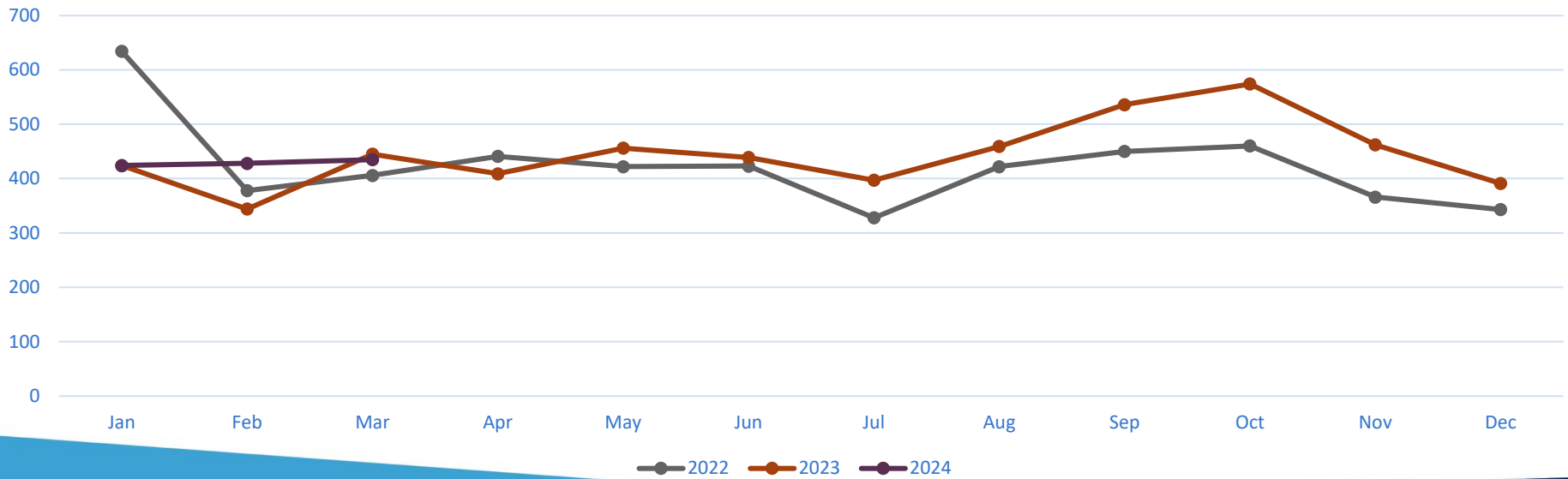
Self Rep Documents



Attorney Account Comparison

Mon	Jan	Feb	Mar	Apr	May	Jun	Jul	Aug	Sep	Oct	Nov	Dec
2022	634	378	406	441	422	423	328	422	450	460	366	343
2023	424	344	445	409	456	439	397	459	536	574	462	391
2024	424	428	435									

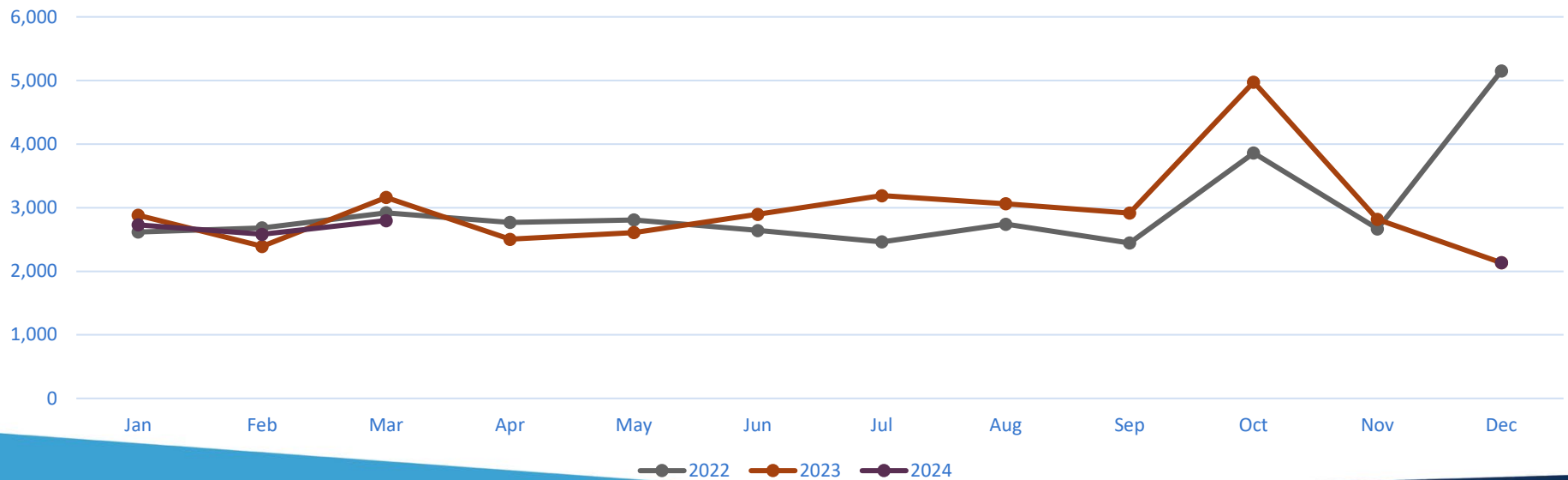
Attorney Accounts



Attorney Ticket Comparison

Mon	Jan	Feb	Mar	Apr	May	Jun	Jul	Aug	Sep	Oct	Nov	Dec
2022	2,618	2,682	2,921	2,769	2,808	2,643	2,462	2,741	2,445	3,860	2,668	5,154
2023	2,881	2,391	3,161	2,504	2,609	2,897	3,189	3,062	2,916	3,222	2,817	2,135
2024	2,731	2,582	2,797									

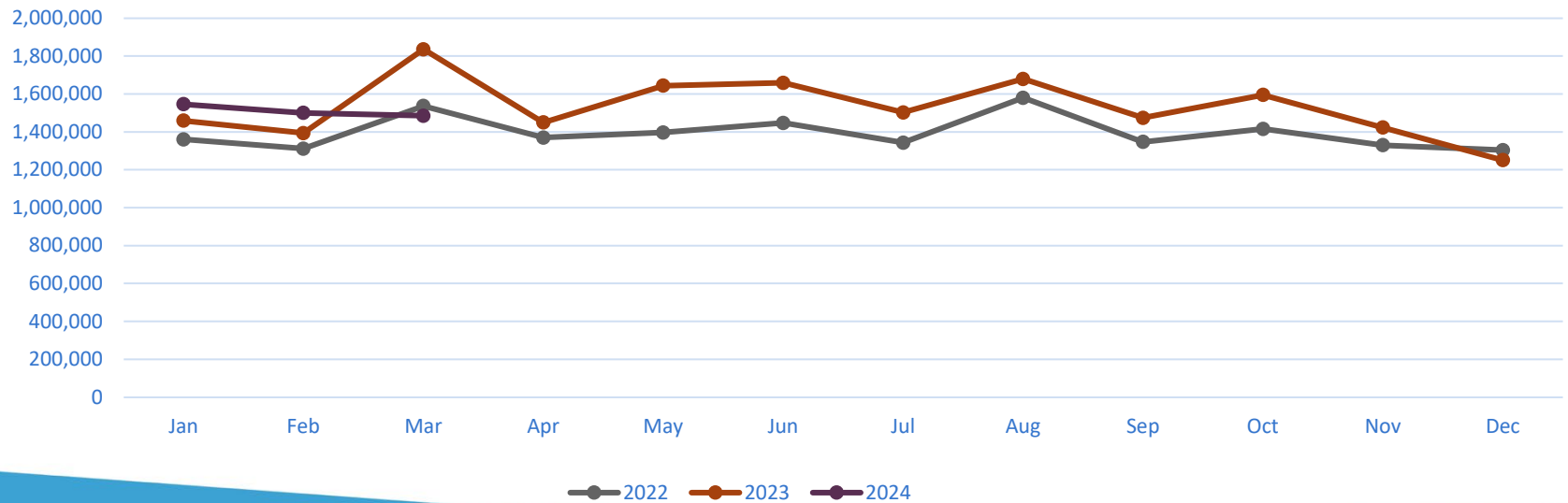
Attorney Tickets



Attorney Submission Comparison

Mon	Jan	Feb	Mar	Apr	May	Jun	Jul	Aug	Sep	Oct	Nov	Dec
2022	1,360,522	1,311,792	1,536,071	1,369,919	1,396,854	1,446,898	1,343,130	1,580,110	1,346,690	1,415,795	1,329,606	1,303,243
2023	1,458,948	1,393,425	1,835,851	1,449,614	1,643,398	1,658,924	1,502,733	1,679,281	1,473,785	1,594,642	1,423,003	1,250,389
2024	1,546,150	1,500,253	1,485,072									

Attorney Submissions



Attorney Document Comparison

Mon	Jan	Feb	Mar	Apr	May	Jun	Jul	Aug	Sep	Oct	Nov	Dec
2022	2,106,044	2,028,279	2,385,303	2,132,681	2,176,266	2,279,729	2,133,131	2,447,981	2,108,555	2,218,022	2,092,760	2,027,165
2023	2,261,939	2,187,953	3,255,859	2,291,783	2,598,542	2,612,600	2,357,362	2,596,280	2,295,145	2,469,353	2,189,952	1,920,732
2024	2,345,890	2,292,140	2,256,933									

Attorney Documents

