



Key Points - Balance Sheet

Category	Amount
Asset	15,607,534
Liability	-7,433,013
Equity	-7,683,372
Year-to-date Income	491,149

Key Points - Income Statement

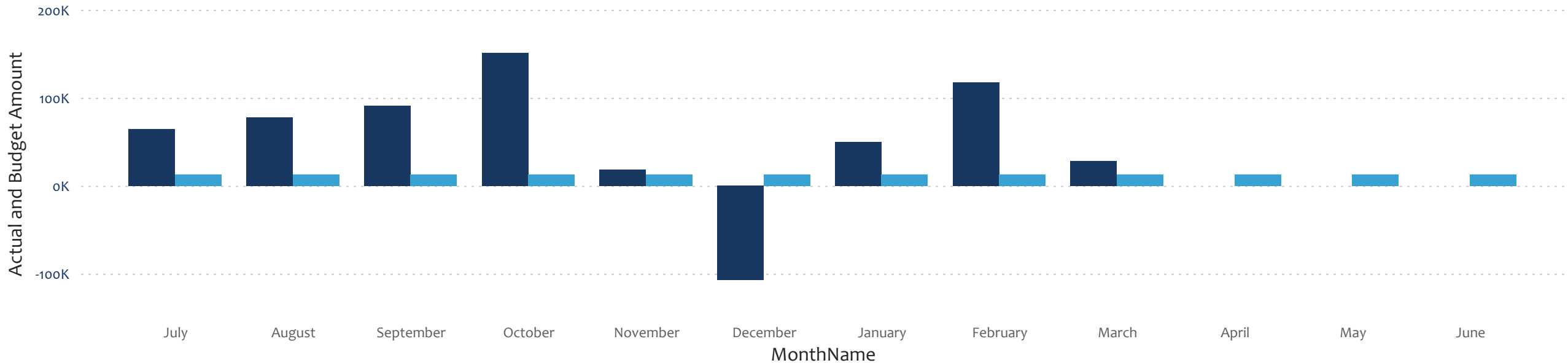
Revenue	823,774	811,425
Actual		Budget Amount
Expense	-795,718	-798,218
Actual		Budget Amount

3/31/2024

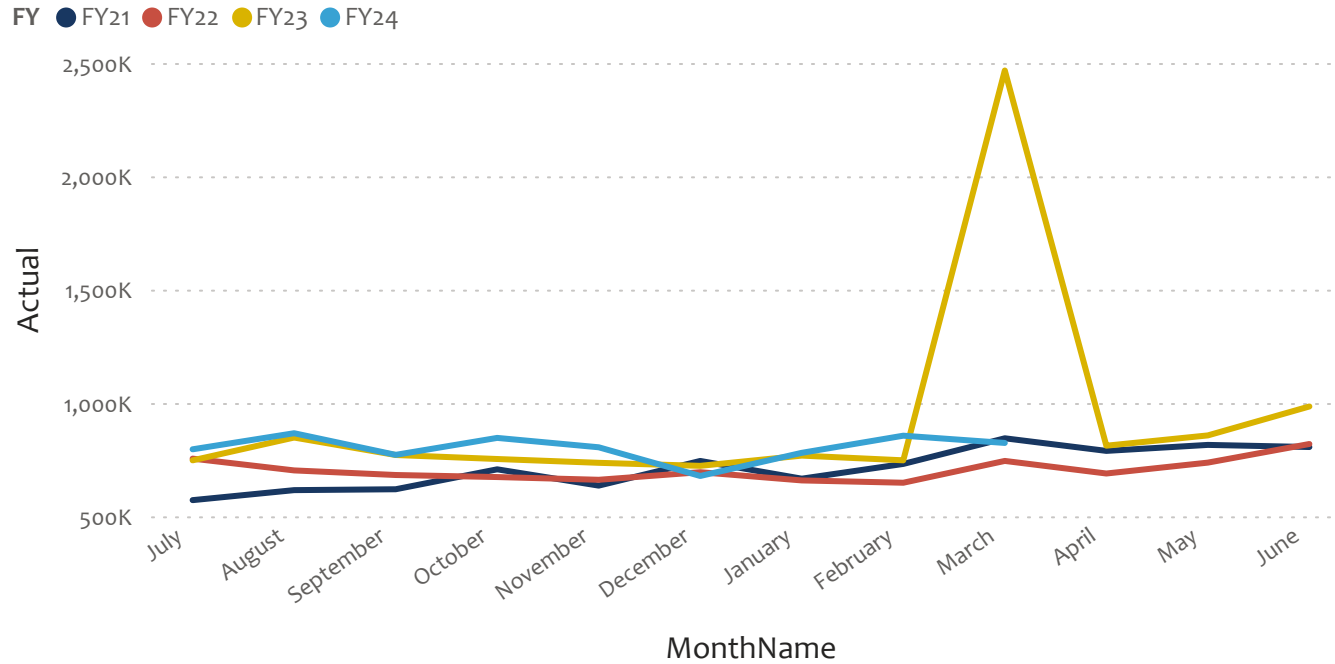
Net income (loss) for the month	Fiscal year to date income (loss)
28K	491K
Actual	Actual FY24

Net Income Actual and Budget Amount by Month

● Actual ● Budget Amount



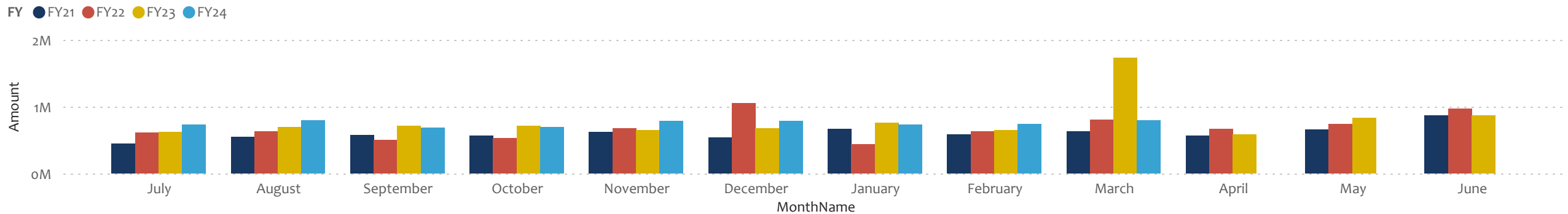
Revenue - Actual Amount history by month



Variiances Year-to-Date

Category	Actual	Budget	Actual minus Budget	% difference
Revenue	7,221,964	9,737,104	-2,515,140	-25.83%
Third party Batch Filing Fees	17,400	17,500	-100	-0.57%
Statutory Convenience Fees	7,147,246	9,620,100	-2,472,854	-25.71%
Interest Income	56,818	97,500	-40,682	-41.72%
Batch Application Fees	500	2,004	-1,504	-75.05%
Expense	-6,730,815	-9,578,626	2,847,811	-29.73%
Miscellaneous	-2,349		-2,349	
Interchange Fees	-3,300,266	-4,380,510	1,080,244	-24.66%
Insurances		-4,000	4,000	
General Legal	-8,117	-60,000	51,883	-86.47%
Contract Services	-2,774,995	-4,665,364	1,890,369	-40.52%
Bank Analysis Fees	-456	-35,050	34,594	-98.70%
Bad Debt	-377,951	-90,000	-287,951	319.95%
Audit Services	-40,000	-30,000	-10,000	33.33%
Accounting & Banking Services	-226,681	-313,702	87,021	-27.74%
Total	491,149	158,478	332,671	209.92%

Expense - Actual Amount history by month



Actual by month Year-to-Date - FY24

Category	Jul 2023	Aug 2023	Sep 2023	Oct 2023	Nov 2023	Dec 2023	Jan 2024	Feb 2024	Mar 2024	Total
Revenue	795,692	866,647	771,209	846,005	804,614	678,105	780,164	855,753	823,774	7,221,964
Third party Batch Filing Fees	1,475	1,600	1,600	1,600	1,600	1,625	4,625	1,625	1,650	17,400
Statutory Convenience Fees	787,370	858,181	762,915	837,018	795,347	669,054	775,539	847,163	814,659	7,147,246
Interest Income	6,848	6,866	6,694	7,387	7,167	7,426		6,965	7,465	56,818
Batch Application Fees					500					500
Expense	-731,073	-789,042	-679,872	-695,044	-785,967	-785,475	-730,199	-738,426	-795,718	-6,730,815
Miscellaneous					-2,349					-2,349
Interchange Fees	-364,322	-389,008	-343,919	-202,295	-499,009	-325,270	-351,890	-390,336	-434,217	-3,300,266
General Legal		0				-3,795		-4,322		-8,117
Contract Services	-306,234	-348,574	-312,597	-455,406	-247,108	-387,394	-330,691	-58,235	-328,757	-2,774,995
Bank Analysis Fees							-96	-360		-456
Bad Debt	-37,022	-31,484	1,123	-9,238	-12,125	1,190	-23,380	-259,745	-7,269	-377,951
Audit Services						-40,000				-40,000
Accounting & Banking Services	-23,495	-19,975	-24,479	-28,105	-25,376	-30,207	-24,142	-25,428	-25,475	-226,681
Total	64,619	77,606	91,337	150,961	18,647	-107,370	49,965	117,327	28,055	491,149

Budget by month for Year-To-Date - FY24

Category	Jul 2023	Aug 2023	Sep 2023	Oct 2023	Nov 2023	Dec 2023	Jan 2024	Feb 2024	Mar 2024	Apr 2024	May 2024	Jun 2024	Total
Revenue	811,426	811,426	811,426	811,426	811,425	811,425	811,425	811,425	811,425	811,425	811,425	811,425	9,737,104
Third party Batch Filing Fees	1,459	1,459	1,459	1,459	1,458	1,458	1,458	1,458	1,458	1,458	1,458	1,458	17,500
Statutory Convenience Fees	801,675	801,675	801,675	801,675	801,675	801,675	801,675	801,675	801,675	801,675	801,675	801,675	9,620,100
Interest Income	8,125	8,125	8,125	8,125	8,125	8,125	8,125	8,125	8,125	8,125	8,125	8,125	97,500
Batch Application Fees	167	167	167	167	167	167	167	167	167	167	167	167	2,004
Expense	-798,221	-798,221	-798,221	-798,221	-798,219	-798,219	-798,218	-798,218	-798,218	-798,218	-798,216	-798,216	-9,578,626
Interchange Fees	-365,043	-365,043	-365,043	-365,043	-365,043	-365,043	-365,042	-365,042	-365,042	-365,042	-365,042	-365,042	-4,380,510
Insurances	-334	-334	-334	-334	-333	-333	-333	-333	-333	-333	-333	-333	-4,000
General Legal	-5,000	-5,000	-5,000	-5,000	-5,000	-5,000	-5,000	-5,000	-5,000	-5,000	-5,000	-5,000	-60,000
Contract Services	-388,781	-388,781	-388,781	-388,781	-388,780	-388,780	-388,780	-388,780	-388,780	-388,780	-388,780	-388,780	-4,665,364
Bank Analysis Fees	-2,921	-2,921	-2,921	-2,921	-2,921	-2,921	-2,921	-2,921	-2,921	-2,921	-2,920	-2,920	-35,050
Bad Debt	-7,500	-7,500	-7,500	-7,500	-7,500	-7,500	-7,500	-7,500	-7,500	-7,500	-7,500	-7,500	-90,000
Audit Services	-2,500	-2,500	-2,500	-2,500	-2,500	-2,500	-2,500	-2,500	-2,500	-2,500	-2,500	-2,500	-30,000
Accounting & Banking Services	-26,142	-26,142	-26,142	-26,142	-26,142	-26,142	-26,142	-26,142	-26,142	-26,142	-26,141	-26,141	-313,702
Total	13,205	13,205	13,205	13,205	13,206	13,206	13,207	13,207	13,207	13,207	13,209	13,209	158,478