



FLORIDA COURTS **E-FILING AUTHORITY**

Portal Progress Report January 2023

Carolyn Weber, Portal Program Manager

January E-Filing Stats

Recipients	Number
Submissions to Trial Court	1,761,777
Submissions to Appellate Court	10,573
Submissions to Bureau of Vital Statistics	821
Submissions to Department of Corrections	589
Submissions to Reception Centers	1,025
Total E-Filing Submissions	1,774,785
Total Documents Submitted	2,575,002
Total Number of Pages	12,811,968

August 2022 had the highest number of monthly submissions at **1,979,768**.

January E-Filing Stats Continued

Recipients	Number
Average Submissions per Weekday	89,587
Highest Volume Day: January 24, 2023	97,883
Peak # of Filings in 1 Hour: 3:00 P.M.**	10,219
New Case Initiations	99,000
Portal Accounts	515,552
E-service Emails	1,756,129

Record for Average Submissions per Weekday: August 2022 at 88,280

Record for Highest Volume Day: December 2, 2021, at 104,641

Record for Peak Filing Hour: June 2021 at 10,171**

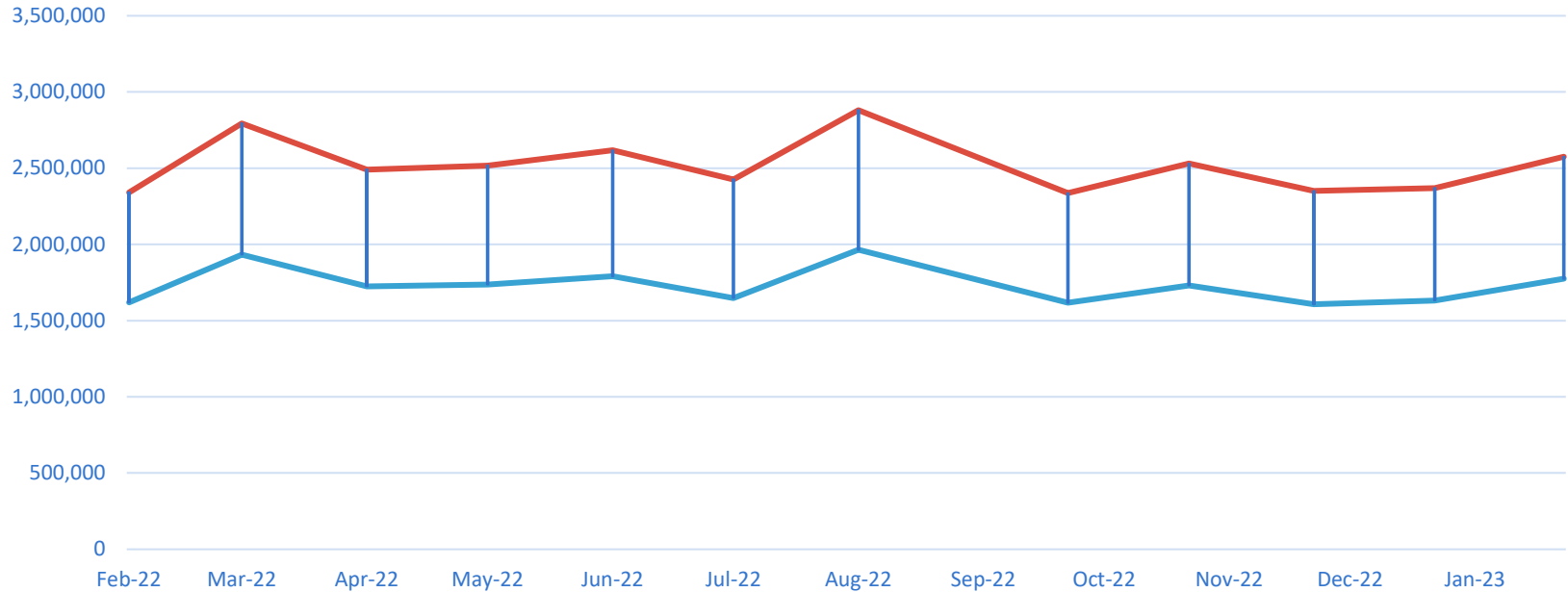
Record New Case Initiations: May 2021 at 123,476

Record E-service Emails: August 2022 at 2,138,529

Appellate Court E-Filing Stats for January

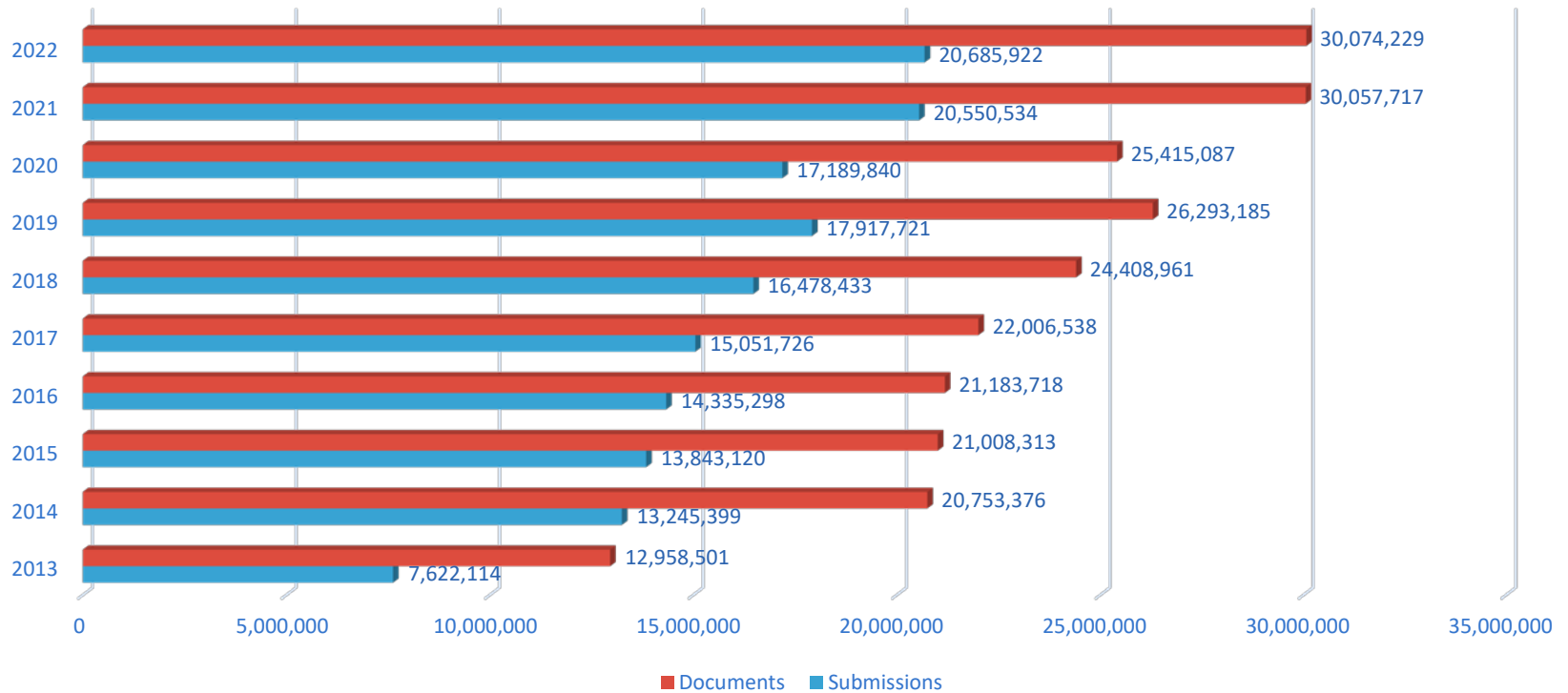
Appellate Court	Submissions	Documents	Pages
1 st District Court of Appeal	1,891	2,398	139,214
2 nd District Court of Appeal	2,029	2,318	168,767
3 rd District Court of Appeal	1,657	2,085	213,202
4 th District Court of Appeal	2,651	3,053	207,108
5 th District Court of Appeal	1,986	2,264	135,389
The Florida Supreme Court	359	470	26,070

Year at a Glance

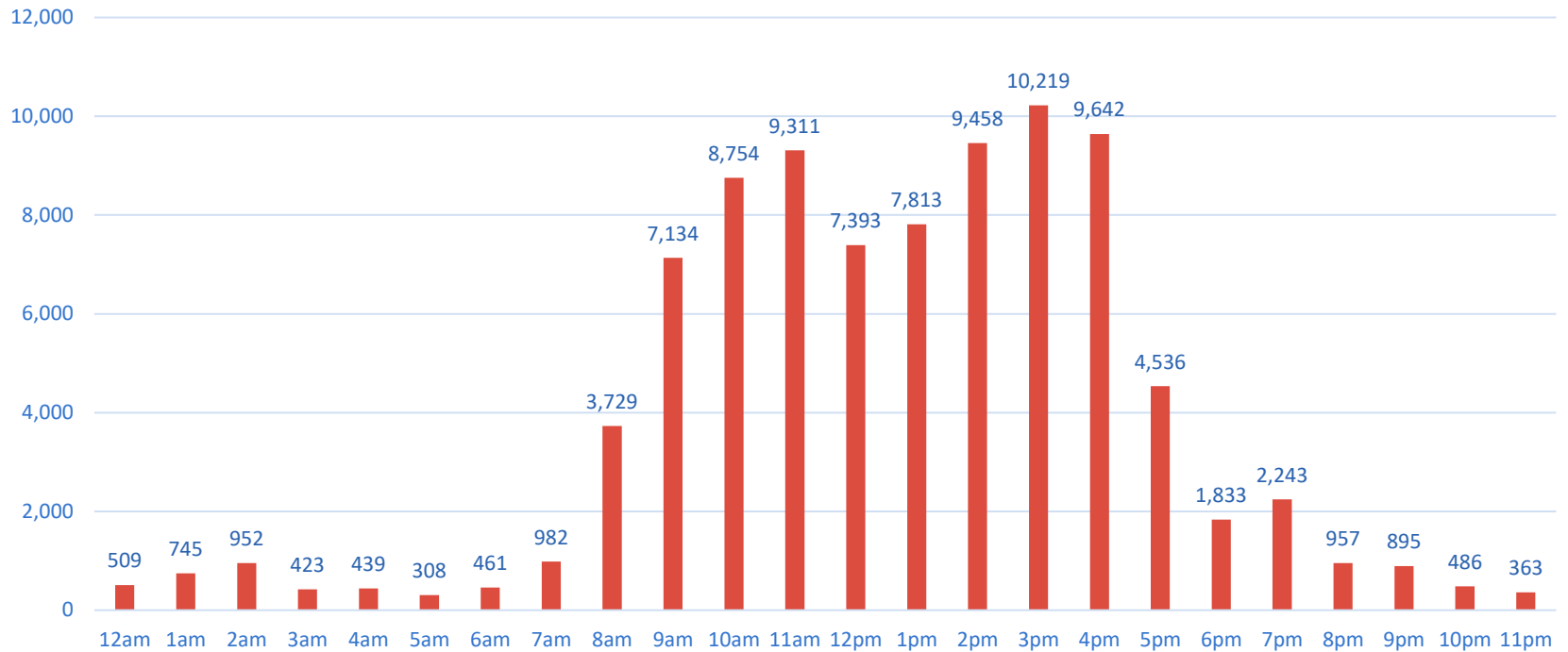


	Feb-22	Mar-22	Apr-22	May-22	Jun-22	Jul-22	Aug-22	Sep-22	Oct-22	Nov-22	Dec-22	Jan-23
— Submissions	1,619,938	1,932,622	1,724,679	1,736,521	1,790,707	1,648,344	1,964,622	1,616,958	1,731,051	1,606,507	1,631,969	1,774,785
— Documents	2,341,253	2,793,394	2,490,870	2,516,938	2,616,695	2,426,021	2,880,950	2,336,196	2,530,634	2,350,049	2,369,986	2,575,002

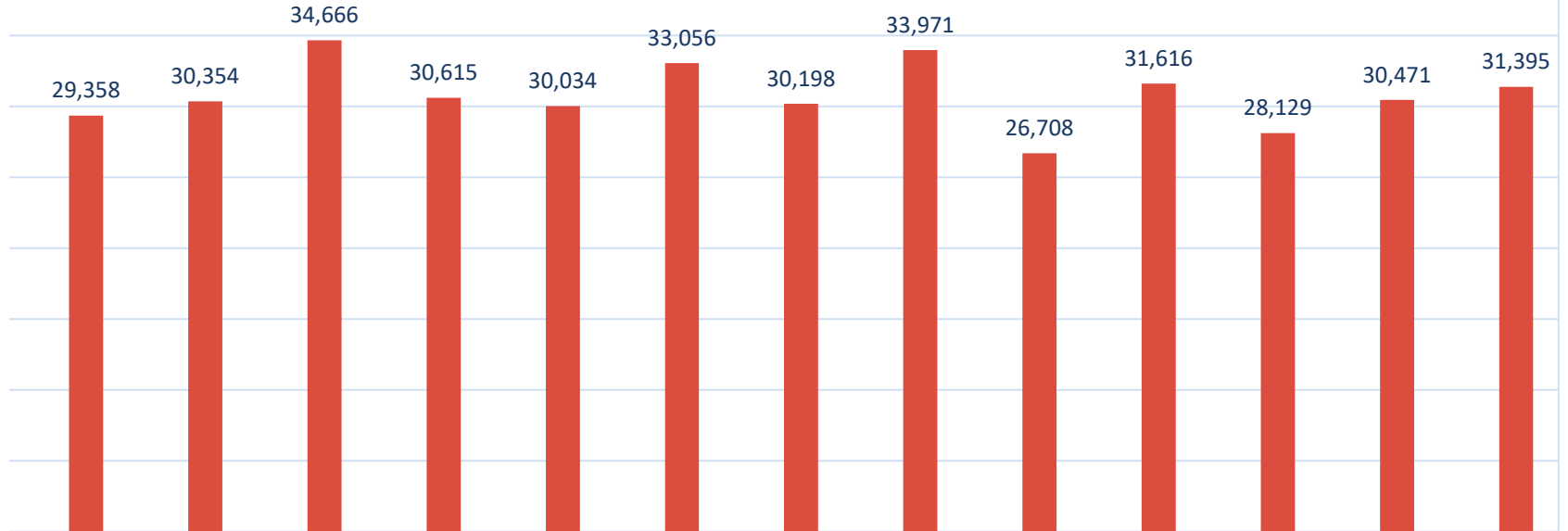
2013 - 2022 Yearly Totals



January Average # of Filings Per Hour

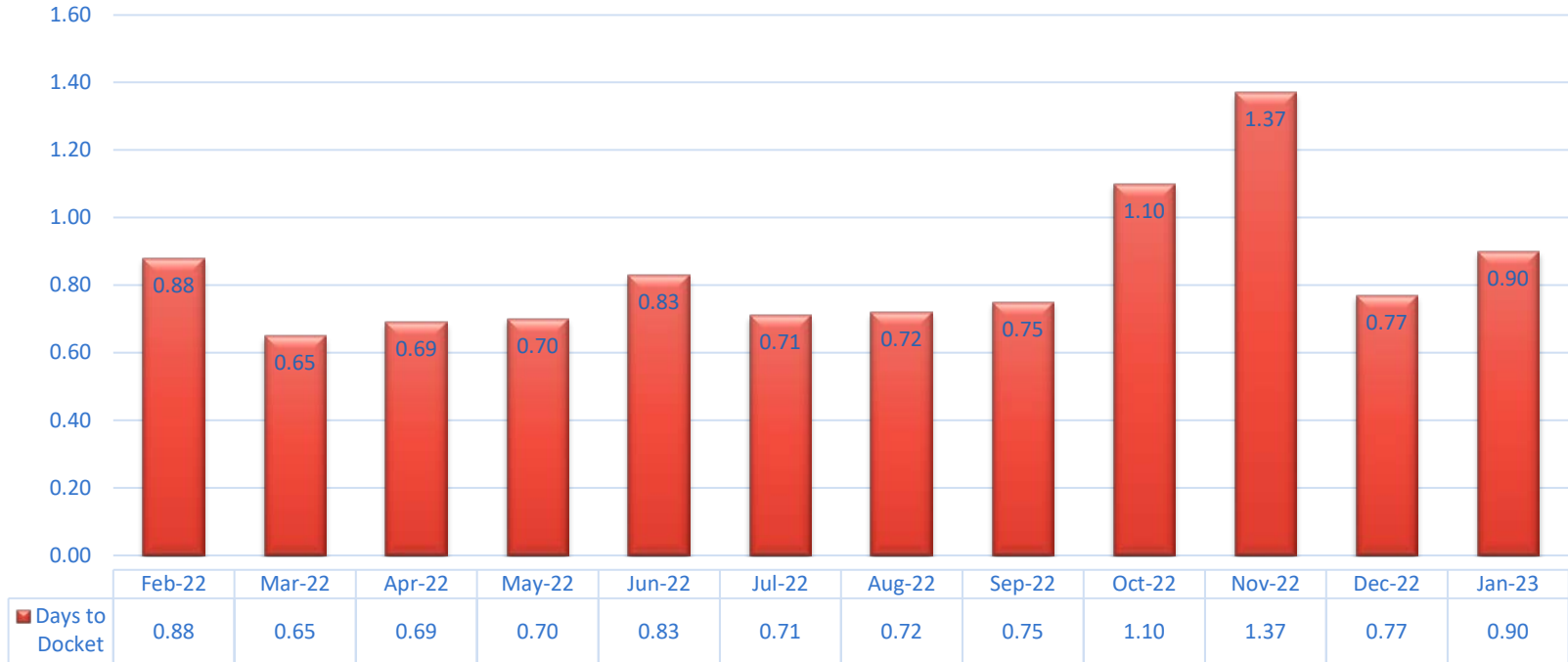


January Submissions to Correction Queue

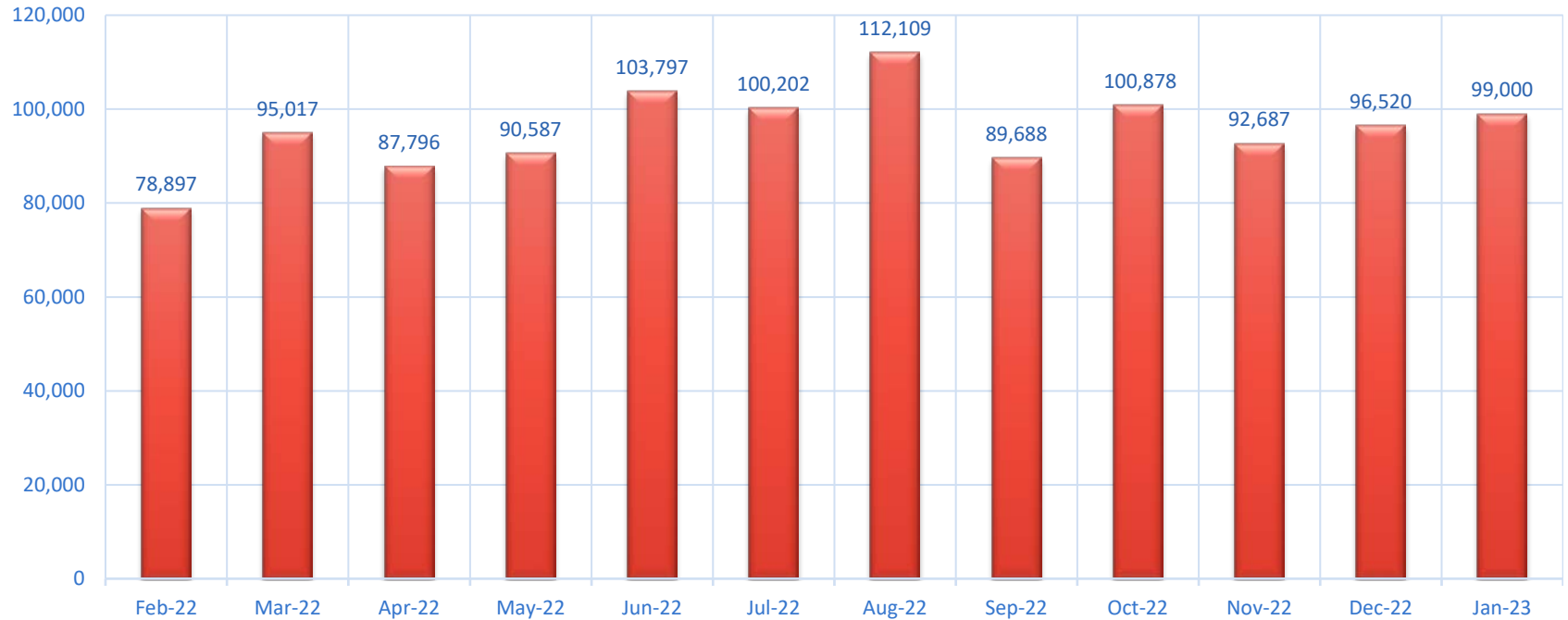


	Jan-22	Feb-22	Mar-22	Apr-22	May-22	Jun-22	Jul-22	Aug-22	Sep-22	Oct-22	Nov-22	Dec-22	Jan-23
■ Percentage	1.75%	1.87%	1.79%	1.78%	1.73%	1.85%	1.83%	1.78%	1.65%	1.83%	1.75%	1.87%	1.22%
■ Submissions	29,358	30,354	34,666	30,615	30,034	33,056	30,198	33,971	26,708	31,616	28,129	30,471	31,395

January Average Number of Days to Docket



January New Case Initiations



	Feb-22	Mar-22	Apr-22	May-22	Jun-22	Jul-22	Aug-22	Sep-22	Oct-22	Nov-22	Dec-22	Jan-23
New Cases	78,897	95,017	87,796	90,587	103,797	100,202	112,109	89,688	100,878	92,687	96,520	99,000

January DHSMV Certificates of Completion and DOR Submissions

Detail	Number
Number of Certificates Created by Portal and Sent to Counties	18,944
Number of Certificates sent by County to Correction Queue	1,276
Average Percent of Certificates Sent to Correction Queue	6.79%

Detail	Number
DOR Redirect and Termination Documents	4,777 Submissions at 5,578 Documents
Admin Final Order/New Case Initiations	1,841 Submissions at 9,267 Documents

January Active Portal Users by Filer Role

Filer Role	# of Accts	# of Submissions	% of Submissions
Attorneys	90,158	1,359,623	77.2%
Judicial Circuit Filers	1,671	293,003	16.6%
Process Servers	2,634	27,637	1.6%
Self-Represented Litigants	382,581	15,966	0.9%
Law Enforcement	2,923	19,991	1.1%
Mediator/Arbitrator	1,842	4,633	0.3%
Mental Health Professional	2,250	6,665	0.4%

January Proposed Documents Submitted via the Portal

Circuit	County	Submissions
1 st Mentis	Escambia	2,053
	Okaloosa	1,716
	Santa Rosa	1,286
	Walton	485
2 nd ICMS	Franklin	
	Gadsden	
	Jefferson	
	Leon	210
	Liberty	
	Wakulla	9

Circuit	County	Submissions
3 rd ICMS	Columbia	
	Dixie	
	Hamilton	
	Lafayette	
	Madison	
	Suwannee	
4 th ICMS	Clay (B'mark)	167
	Duval	2,359
	Nassau	44

January Proposed Documents Submitted via the Portal

Circuit	County	Submissions
5 th ICMS	Citrus	
	Hernando	
	Lake	
	Marion	
	Sumter	
6 th JAWS	Pasco	
	Pinellas	
7 th B'mark	Flagler	
	Putnam	

Circuit	County	Submissions
7 th Cont.	St. Johns	
	Volusia	
8 th ICMS	Alachua	606
	Baker	76
	Bradford	8
	Gilchrist	5
	Levy	31
	Union	9
9 th Mentis	Orange	
	Osceola	

January Proposed Documents Submitted via the Portal

Circuit	County	Submissions
10 th ICMS	Hardee	
	Highlands	171
	Polk	974
11 th CourtMap	Dade	
12 th Mentis	Manatee	593
Benchmark	Sarasota	806
Mentis	DeSoto	
13 th JAWS	Hillsborough	15,050

Circuit	County	Submissions
14 th ICMS	Bay	2,061
	Calhoun	139
	Gulf	112
	Holmes	208
	Jackson	493
	Washington	269
15 th JVS	Palm Beach	927
16 th ICMS	Monroe	
17 th CMS	Broward	

January Proposed Documents Submitted via the Portal

Circuit	County	Submissions
18 th ICMS	Brevard	2,864
	Seminole	3,822
19 th Mentis	St. Lucie	
	Indian River	
	Martin	
	Okeechobee	
20 th Mentis	Charlotte	1,254
	Collier	1,259
	Glades	14

Circuit	County	Submissions
20 th Cont.	Hendry	51
	Lee	6,429

January Judicial Viewer Submissions

Circuit	Submissions	Documents
1 st	16,822	16,822
2 nd	2,288	2,288
3 rd	561	561
4 th	4,305	4,305
5 th	3,984	3,984
6 th	Files to CMS	Files to CMS
7 th	1,353	1,353
8 th	6,532	6,532
9 th	15,539	15,539
10 th	6,050	6,050

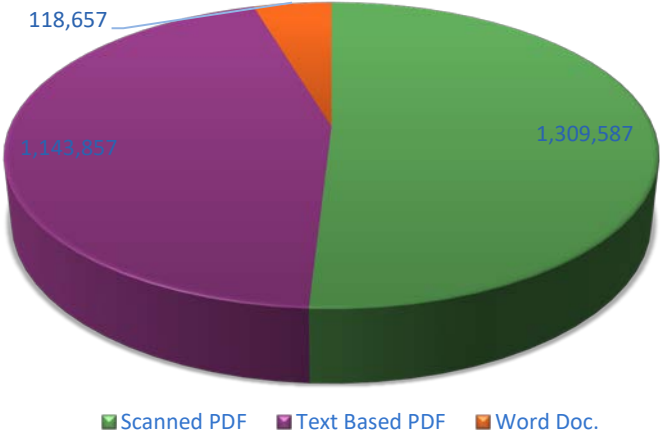
Circuit	Submissions	Documents
11 th	68,458	79,251
12 th	3,078	3,078
13 th	Files to CMS	Files to CMS
14 th	6,418	6,418
15 th	27,175	27,354
16 th	1,754	1,754
17 th	33,281	33,281
18 th	12,798	12,798
19 th	3,329	3,329
20 th	27,268	27,268

January Judicial Circuit Single Session Submissions

Circuit	Submissions	Documents
1 st	1	1
2 nd	3,666	3,862
3 rd	2,251	2,493
4 th	7,929	9,054
5 th	9,782	11,236
6 th	0	0
7 th	0	0
8 th	0	0
9 th	7,708	7,975
10 th	5,826	6,558

Circuit	Submissions	Documents
11 th	1,949	2,222
12 th	846	846
13 th	0	0
14 th	766	825
15 th	2	2
16 th	0	0
17 th	60	60
18 th	1,828	1,964
19 th	7,023	7,853
20 th	429	451

January Document Format

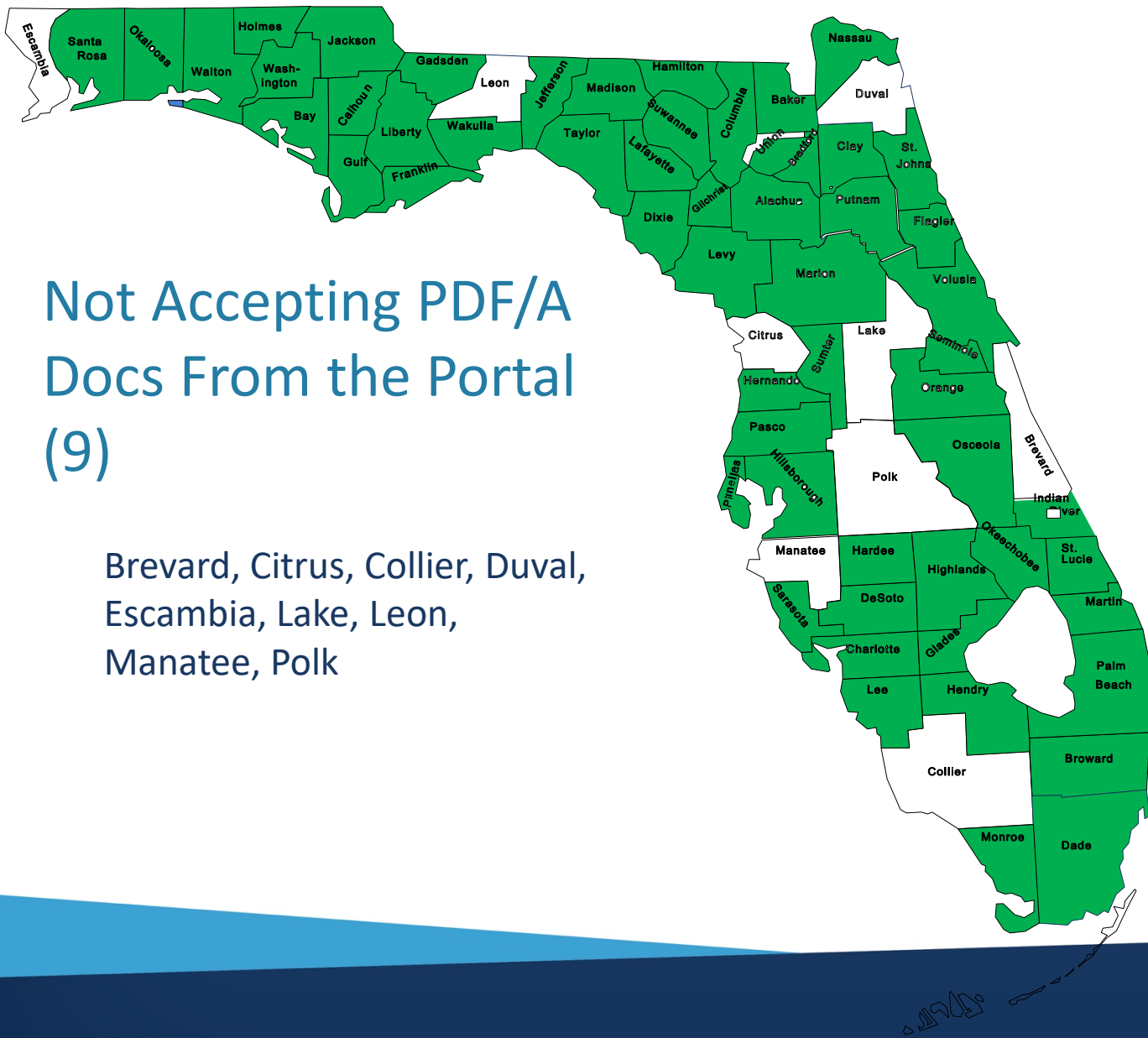


Format	Number	Percent
Word	118,657	5%
Text Based PDF	1,143,857	44%
Scanned PDF	1,309,587	51%

January PDF/A Info

Division	# of Docs	PDF	PDF/A	Other	Searchable	Not Searchable
Civil	2,114,739	1,449,796	575,099	89,844	965,452	1,059,443
Criminal	443,108	228,802	185,725	28,581	171,205	243,322

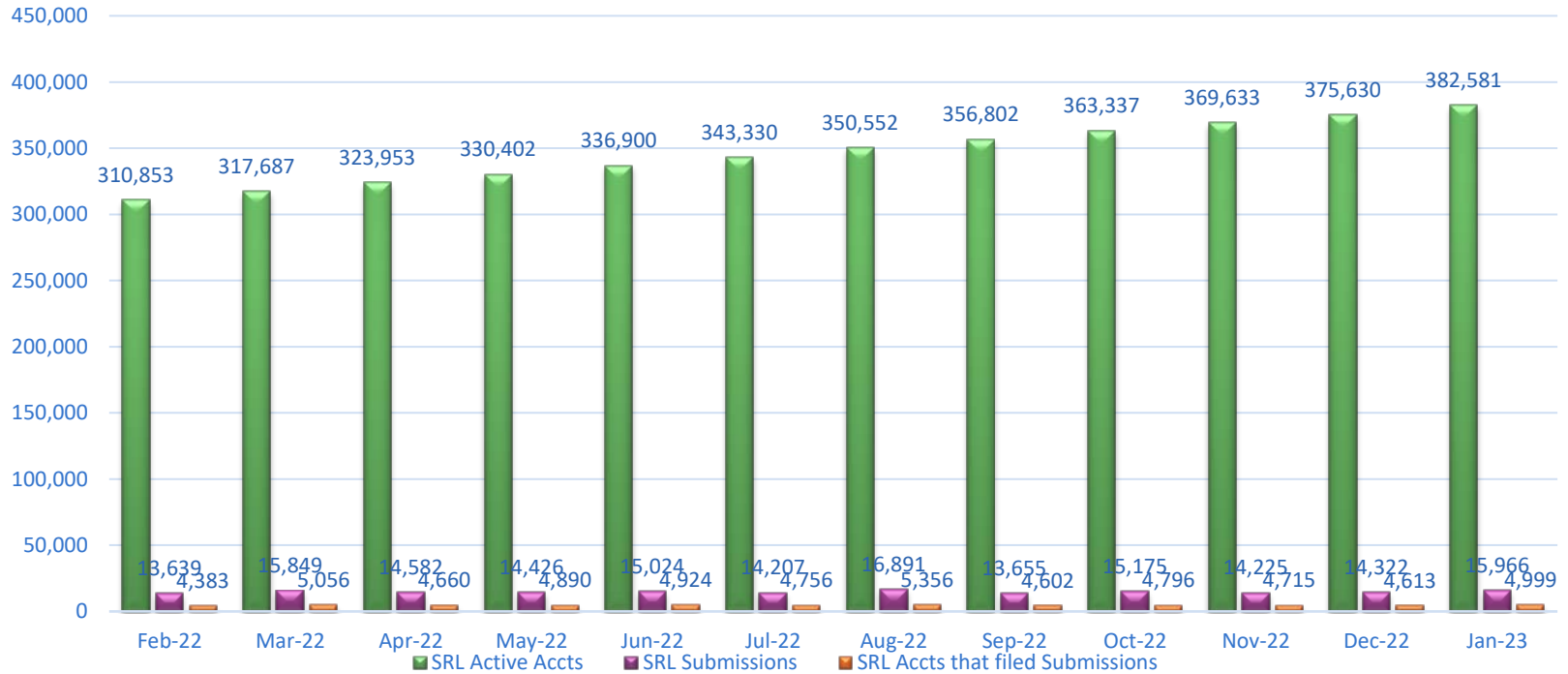
Division	% PDF	% PDF/A	Other	Searchable	Not Searchable
Civil	68.5%	27.2%	4.2%	45.7%	50.1%
Criminal	51.6%	41.9%	6.5%	38.6%	55.9%



Not Accepting PDF/A Docs From the Portal (9)

Brevard, Citrus, Collier, Duval,
Escambia, Lake, Leon,
Manatee, Polk

January Active SRL Accounts & Submissions



January SRL Account Status

Accounts	Status
1,988	Inactive (Requested by Portal User)
1,373	Pending Activation
2,123	Locked
382,581	Active

Timeframe of Activity	Number of Accounts
Within 0 – 6 Months	56,470
Within 6 – 12 Months	42,239
No Activity 1 – 2 Years	77,348
No Activity for 2 Years or More	200,959

January DIY Interviews

Interview	Number
Affidavit of Corroborating Witness	1
Answer	21
Answer to Petition for Dissolution of Marriage	5
Answer Waiver Request for Copy of Final Judgment of Diss. Of Marriage	1
Child Support Guidelines Worksheet	1
Eviction Answer, Filed by Tenants	78
Eviction Complaint, Filed by Landlords	3

January DIY Interviews

Interview	Number
Motion for Modification of Injunction for Protection Against Domestic, Repeat, Dating or Sexual Violence or Stalking	1
Motion for Temporary Support with Dependent or Minor Child(ren)	2
Motion to Deviate from Child Support Guidelines	1
Notice of Related Cases	1
Notice of Social Security Number	4
Petition for Dissolution of Marriage w/ Dependent or Minor Child(ren)	1
Petition for Injunction for Protection Against Domestic Violence	1

January DIY Interviews

Interview	Number
Petition for Injunction for Protection Against Stalking	1
Petition for Simplified Dissolution of Marriage	7
Statements of Claim	2
Uniform Child Custody Jurisdiction and Enforcement Affidavit (UCCJEA)	1

January TPV* Submissions

TPV	# of Submissions	# of Documents
ABC Legal Services, Inc.	35,027	65,127
Azeel	688	1,969
eFileMadeEasy	117,175	211,589
InfoTrack	67	131
Ironrock	12,547	12,608
JJL Process	198	601
Morgan and Morgan, PA	1,123	3,649

January TPV Submissions

TPV	# of Submissions	# of Documents
Provana	6,632	10,811
TurboCourt	299	2,100

TPV* – Third Party Vendor

Filings Access Review Queue Top Viewers

Name	# Times Viewed in January	Since 10/2022
Jolie Fowler	2,141	6,398
Monica A. Pais	1,492	4,867
Amanda St. Germain	1,294	4,696
Laura Bittner	1,768	4,038
Chelsea Cozby Razavi	1,097	3,021
Heather Graham	1,016	2,811
Marilyn Aciego	790	2,504