



# Dec 2022

## Key Points - Balance Sheet

**Asset**  
7,106,646

**Equity**  
-6,470,561

**Liability**  
-636,085

## Key Points - Income Statement

**Revenue**  
722,756  
Actual Amount

713,002  
Budget Amount

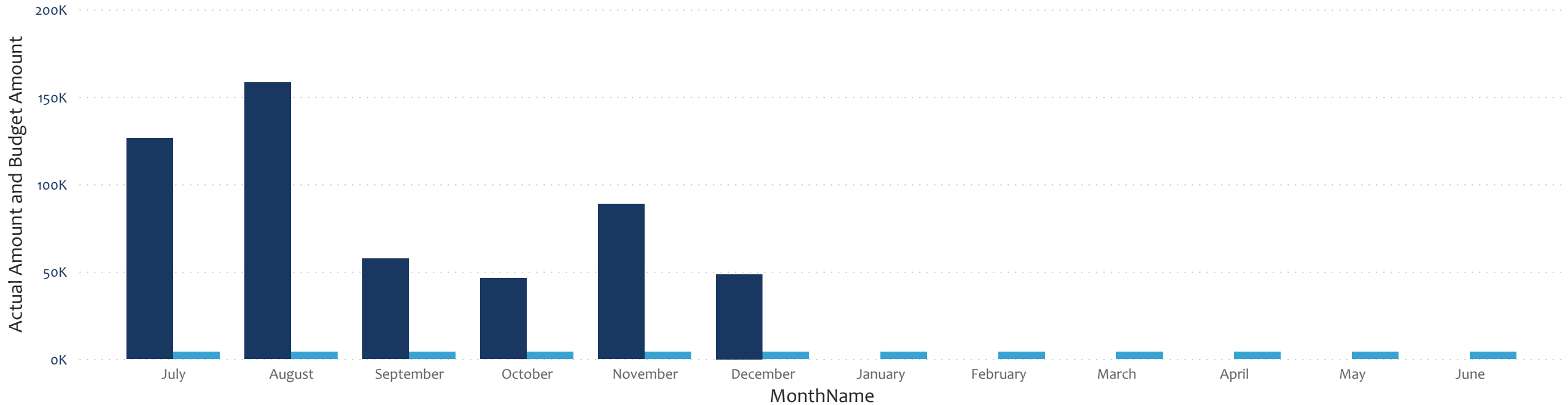
**Expense**  
-674,229  
Actual Amount

-708,879  
Budget Amount

Net income (loss) for the month	Fiscal year to date income (loss)
<b>49K</b> Actual Amount	<b>525K</b> Actual Amount

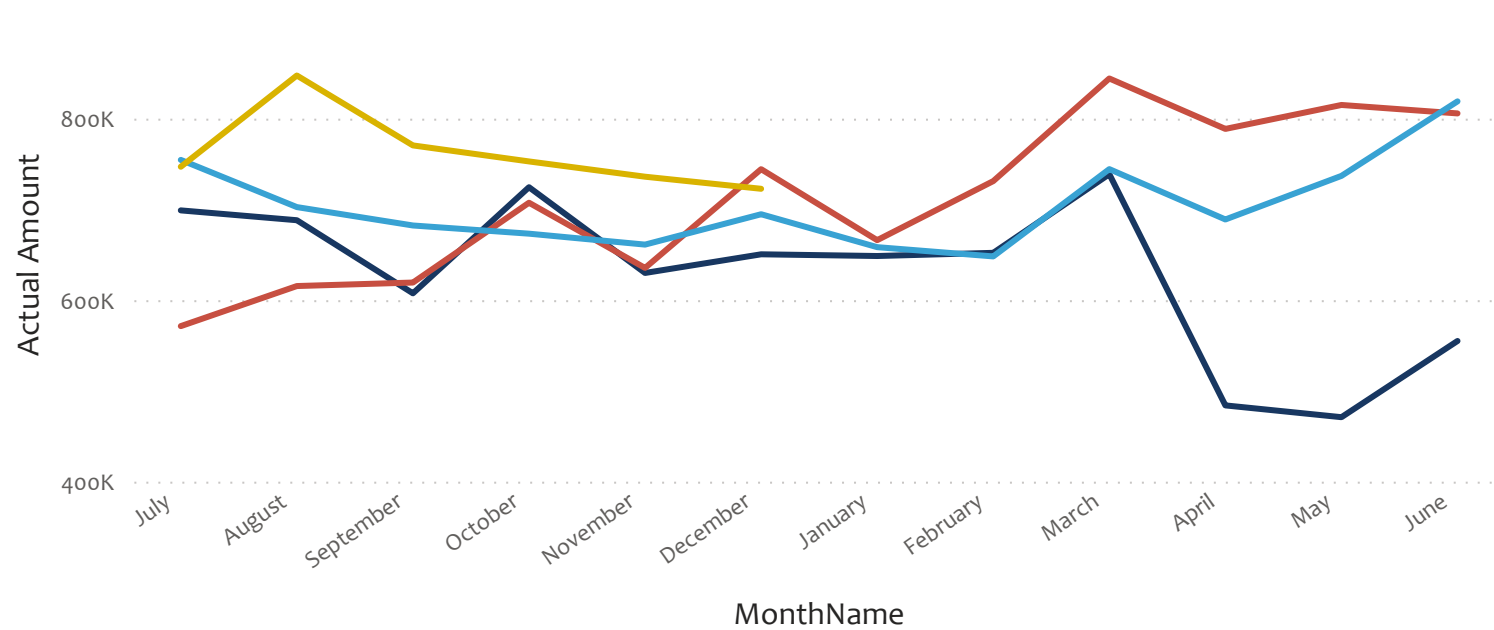
Net Income Actual and Budget Amount by Month

● Actual Amount ● Budget Amount



## Revenue - Actual Amount history by month

FY ● FY20 ● FY21 ● FY22 ● FY23

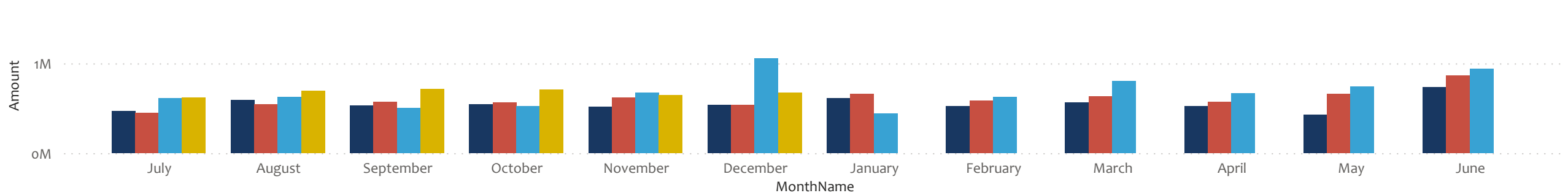


## Variiances

Category	Actual minus Budget	% difference from Budget
<b>Revenue</b>	<b>9,754</b>	<b>1.37%</b>
Batch Application Fees	-167	
Interest Income	-198	-79.39%
Statutory Convenience Fees	10,152	1.43%
Third party Batch Filing Fees	-33	-2.26%
<b>Expense</b>	<b>34,650</b>	<b>-4.89%</b>
Accounting & Banking Services	-4,448	21.99%
Audit Services	2,250	
Bad Debt	-2,405	19.24%
Bank Analysis Fees	8,044	
Contract Services	28,633	-8.67%
General Legal	5,000	
Insurances	304	
Interchange Fees	-2,728	0.83%
<b>Total</b>	<b>44,403</b>	<b>1076.97%</b>

## Expense - Actual Amount history by month

FY ● FY20 ● FY21 ● FY22 ● FY23



## Actual by month Year-to-Date - FY23

Category	Jul 2022	Aug 2022	Sep 2022	Oct 2022	Nov 2022	Dec 2022	Total
<b>Revenue</b>	<b>747,021</b>	<b>847,584</b>	<b>770,547</b>	<b>752,893</b>	<b>736,068</b>	<b>722,756</b>	<b>4,576,868</b>
Third party Batch Filing Fees	1,250	1,275	1,325	1,450	1,450	1,425	8,175
Statutory Convenience Fees	745,722	846,257	768,674	751,393	734,566	721,279	4,567,890
Interest Income	49	52	49	50	52	52	303
Batch Application Fees			500				500
<b>Expense</b>	<b>-620,794</b>	<b>-689,261</b>	<b>-713,008</b>	<b>-706,706</b>	<b>-647,371</b>	<b>-674,229</b>	<b>-4,051,370</b>
Miscellaneous					-2,149		-2,149
Interchange Fees	-380,757	-378,404	-357,600	-363,316	-325,454	-333,145	-2,138,676
General Legal	-14,651	-34,300		-42,595	-3,617		-95,164
Contract Services	-238,582	-240,262	-312,277	-261,142	-276,120	-301,502	-1,629,886
Bad Debt	39,854	-14,827	-19,696	-16,407	-11,994	-14,905	-37,974
Accounting & Banking Services	-26,658	-21,468	-23,435	-23,246	-28,037	-24,677	-147,521
<b>Total</b>	<b>126,226</b>	<b>158,323</b>	<b>57,539</b>	<b>46,187</b>	<b>88,697</b>	<b>48,526</b>	<b>525,498</b>

## Budget by month for Year-To-Date - FY23

Category	Jul 2022	Aug 2022	Sep 2022	Oct 2022	Nov 2022	Dec 2022	Jan 2023	Feb 2023	Mar 2023	Apr 2023	May 2023	Jun 2023	Total
<b>Revenue</b>	<b>713,003</b>	<b>713,003</b>	<b>713,003</b>	<b>713,003</b>	<b>713,002</b>	<b>713,002</b>	<b>713,002</b>	<b>713,002</b>	<b>713,001</b>	<b>713,001</b>	<b>713,001</b>	<b>713,001</b>	<b>8,556,024</b>
Third party Batch Filing Fees	1,459	1,459	1,459	1,459	1,458	1,458	1,458	1,458	1,458	1,458	1,458	1,458	17,500
Statutory Convenience Fees	711,127	711,127	711,127	711,127	711,127	711,127	711,127	711,127	711,126	711,126	711,126	711,126	8,533,520
Interest Income	250	250	250	250	250	250	250	250	250	250	250	250	3,000
Batch Application Fees	167	167	167	167	167	167	167	167	167	167	167	167	2,004
<b>Expense</b>	<b>-708,880</b>	<b>-708,880</b>	<b>-708,879</b>	<b>-708,879</b>	<b>-708,879</b>	<b>-708,879</b>	<b>-708,879</b>	<b>-708,879</b>	<b>-708,877</b>	<b>-708,876</b>	<b>-708,876</b>	<b>-708,876</b>	<b>-8,506,539</b>
Interchange Fees	-330,417	-330,417	-330,417	-330,417	-330,417	-330,417	-330,417	-330,417	-330,416	-330,416	-330,416	-330,416	-3,965,000
Insurances	-304	-304	-304	-304	-304	-304	-304	-304	-304	-303	-303	-303	-3,645
General Legal	-5,000	-5,000	-5,000	-5,000	-5,000	-5,000	-5,000	-5,000	-5,000	-5,000	-5,000	-5,000	-60,000
Contract Services	-330,135	-330,135	-330,135	-330,135	-330,135	-330,135	-330,135	-330,135	-330,134	-330,134	-330,134	-330,134	-3,961,616
Bank Analysis Fees	-8,045	-8,045	-8,044	-8,044	-8,044	-8,044	-8,044	-8,044	-8,044	-8,044	-8,044	-8,044	-96,530
Bad Debt	-12,500	-12,500	-12,500	-12,500	-12,500	-12,500	-12,500	-12,500	-12,500	-12,500	-12,500	-12,500	-150,000
Audit Services	-2,250	-2,250	-2,250	-2,250	-2,250	-2,250	-2,250	-2,250	-2,250	-2,250	-2,250	-2,250	-27,000
Accounting & Banking Services	-20,229	-20,229	-20,229	-20,229	-20,229	-20,229	-20,229	-20,229	-20,229	-20,229	-20,229	-20,229	-242,748
<b>Total</b>	<b>4,123</b>	<b>4,123</b>	<b>4,124</b>	<b>4,124</b>	<b>4,123</b>	<b>4,123</b>	<b>4,123</b>	<b>4,123</b>	<b>4,124</b>	<b>4,125</b>	<b>4,125</b>	<b>4,125</b>	<b>49,485</b>