



Oct 2022

Key Points - Balance Sheet

Asset
6,953,439

Equity
-6,333,339

Liability
-620,100

Key Points - Income Statement

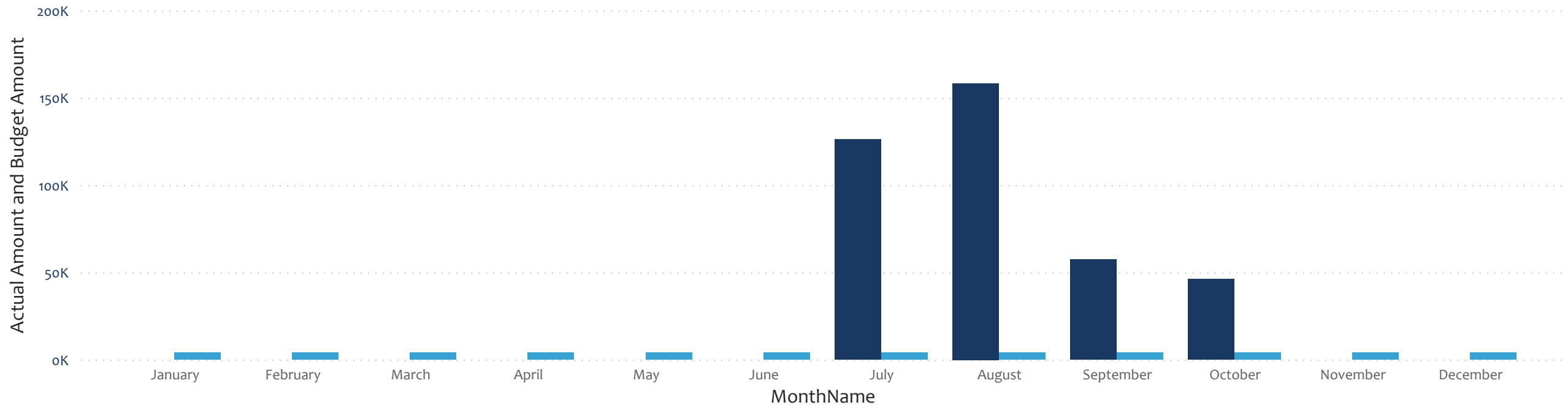
Revenue
752,893
Actual Amount 713,003
Budget Amount

Expense
-706,706
Actual Amount -708,879
Budget Amount

Net income (loss) for the month	Fiscal year to date income (loss)
46K Actual Amount	388K Actual Amount

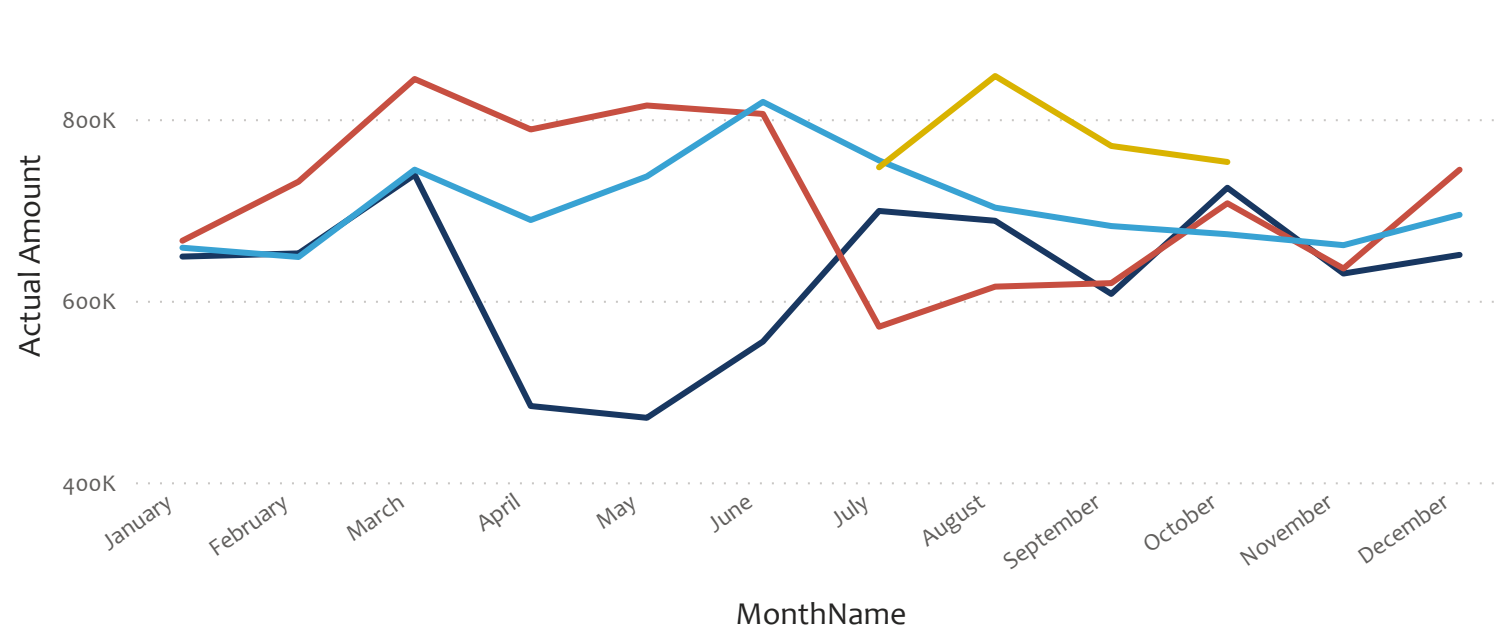
Net Income Actual and Budget Amount by Month

● Actual Amount ● Budget Amount



Revenue - Actual Amount history by month

FY ● FY20 ● FY21 ● FY22 ● FY23

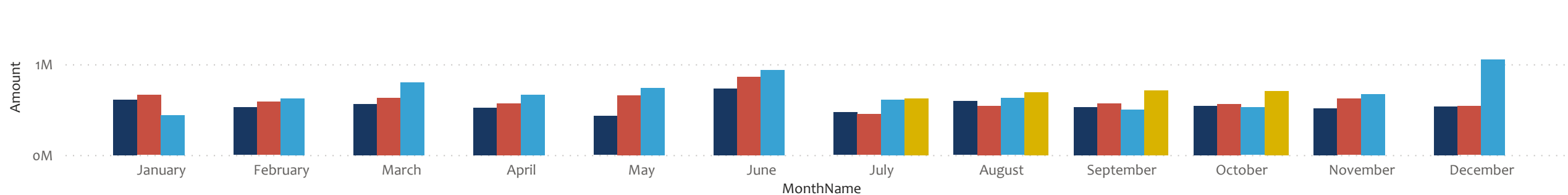


Variiances

Category	Actual minus Budget	% difference from Budget
Revenue	39,890	5.59%
Batch Application Fees	-167	
Interest Income	-200	-80.08%
Statutory Convenience Fees	40,266	5.66%
Third party Batch Filing Fees	-9	-0.62%
Expense	2,173	-0.31%
Accounting & Banking Services	-3,017	14.91%
Audit Services	2,250	
Bad Debt	-3,907	31.25%
Bank Analysis Fees	8,044	
Contract Services	68,993	-20.90%
General Legal	-37,595	751.91%
Insurances	304	
Interchange Fees	-32,899	9.96%
Total	42,063	1019.95%

Expense - Actual Amount history by month

FY ● FY20 ● FY21 ● FY22 ● FY23



Actual by month Year-to-Date - FY23

Category	Jul 2022	Aug 2022	Sep 2022	Oct 2022	Total
Revenue	747,021	847,584	770,547	752,893	3,118,045
Third party Batch Filing Fees	1,250	1,275	1,325	1,450	5,300
Statutory Convenience Fees	745,722	846,257	768,674	751,393	3,112,045
Interest Income	49	52	49	50	200
Batch Application Fees			500		500
Expense	-620,794	-689,261	-713,008	-706,706	-2,729,770
Interchange Fees	-380,757	-378,404	-357,600	-363,316	-1,480,076
General Legal	-14,651	-34,300		-42,595	-91,547
Contract Services	-238,582	-240,262	-312,277	-261,142	-1,052,264
Bad Debt	39,854	-14,827	-19,696	-16,407	-11,076
Accounting & Banking Services	-26,658	-21,468	-23,435	-23,246	-94,807
Total	126,226	158,323	57,539	46,187	388,275

Budget by month for Year-To-Date - FY23

Category	Jul 2022	Aug 2022	Sep 2022	Oct 2022	Nov 2022	Dec 2022	Jan 2023	Feb 2023	Mar 2023	Apr 2023	May 2023	Jun 2023	Total
Revenue	713,003	713,003	713,003	713,003	713,002	713,002	713,002	713,002	713,001	713,001	713,001	713,001	8,556,024
Third party Batch Filing Fees	1,459	1,459	1,459	1,459	1,458	1,458	1,458	1,458	1,458	1,458	1,458	1,458	17,500
Statutory Convenience Fees	711,127	711,127	711,127	711,127	711,127	711,127	711,127	711,127	711,126	711,126	711,126	711,126	8,533,520
Interest Income	250	250	250	250	250	250	250	250	250	250	250	250	3,000
Batch Application Fees	167	167	167	167	167	167	167	167	167	167	167	167	2,004
Expense	-708,880	-708,880	-708,879	-708,879	-708,879	-708,879	-708,879	-708,879	-708,877	-708,876	-708,876	-708,876	-8,506,539
Interchange Fees	-330,417	-330,417	-330,417	-330,417	-330,417	-330,417	-330,417	-330,417	-330,416	-330,416	-330,416	-330,416	-3,965,000
Insurances	-304	-304	-304	-304	-304	-304	-304	-304	-304	-303	-303	-303	-3,645
General Legal	-5,000	-5,000	-5,000	-5,000	-5,000	-5,000	-5,000	-5,000	-5,000	-5,000	-5,000	-5,000	-60,000
Contract Services	-330,135	-330,135	-330,135	-330,135	-330,135	-330,135	-330,135	-330,135	-330,134	-330,134	-330,134	-330,134	-3,961,616
Bank Analysis Fees	-8,045	-8,045	-8,044	-8,044	-8,044	-8,044	-8,044	-8,044	-8,044	-8,044	-8,044	-8,044	-96,530
Bad Debt	-12,500	-12,500	-12,500	-12,500	-12,500	-12,500	-12,500	-12,500	-12,500	-12,500	-12,500	-12,500	-150,000
Audit Services	-2,250	-2,250	-2,250	-2,250	-2,250	-2,250	-2,250	-2,250	-2,250	-2,250	-2,250	-2,250	-27,000
Accounting & Banking Services	-20,229	-20,229	-20,229	-20,229	-20,229	-20,229	-20,229	-20,229	-20,229	-20,229	-20,229	-20,229	-242,748
Total	4,123	4,123	4,124	4,124	4,123	4,123	4,123	4,123	4,124	4,125	4,125	4,125	49,485