



# Aug 2022

### Key Points - Balance Sheet

**Asset**  
6,491,342

**Equity**  
-6,229,612

**Liability**  
-261,730

### Key Points - Income Statement

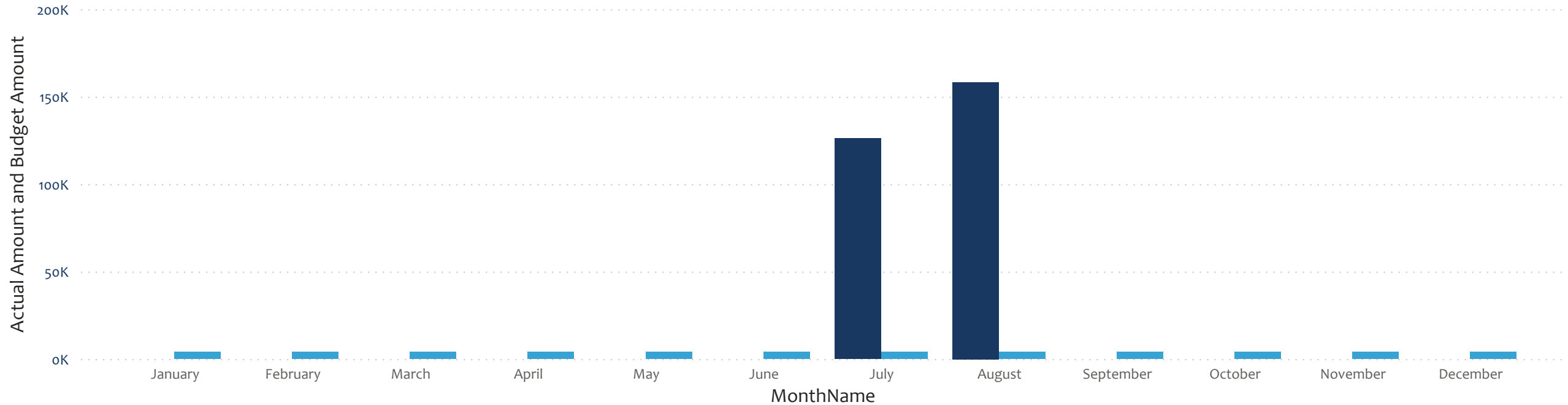
**Revenue**  
847,584  
Actual Amount      713,003  
Budget Amount

**Expense**  
-689,261  
Actual Amount      -708,880  
Budget Amount

Net income (loss) for the month	Fiscal year to date income (loss)
<b>158K</b> Actual Amount	<b>285K</b> Actual Amount

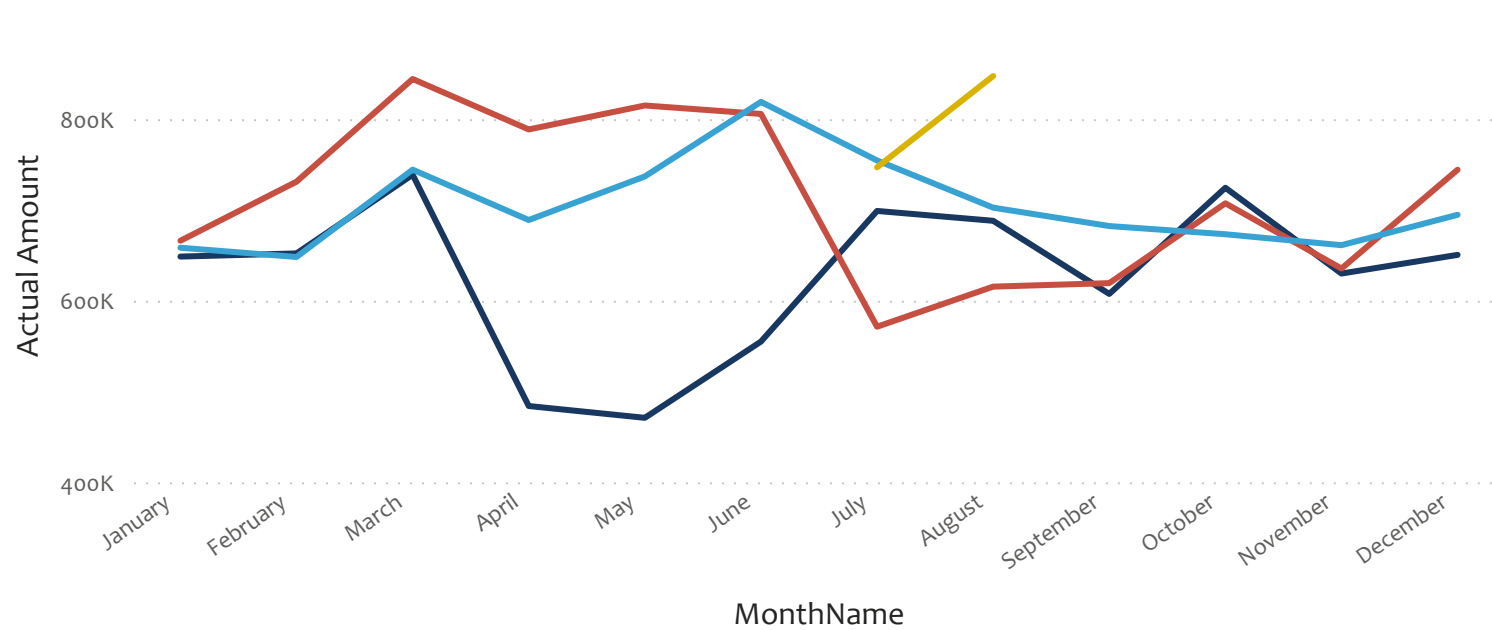
Net Income Actual and Budget Amount by Month

● Actual Amount ● Budget Amount



## Revenue - Actual Amount history by month

FY ● FY20 ● FY21 ● FY22 ● FY23

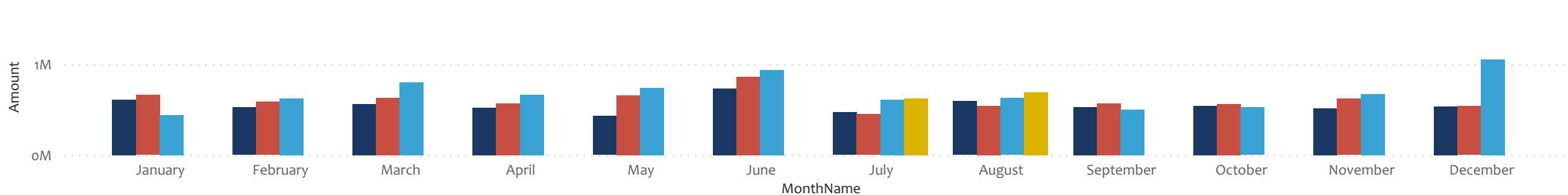


## Variiances

Category	Actual minus Budget	% difference from Budget
<b>Revenue</b>	<b>134,581</b>	<b>18.88%</b>
Batch Application Fees	-167	
Interest Income	-198	-79.04%
Statutory Convenience Fees	135,130	19.00%
Third party Batch Filing Fees	-184	-12.61%
<b>Expense</b>	<b>19,619</b>	<b>-2.77%</b>
Accounting & Banking Services	-1,239	6.12%
Audit Services	2,250	
Bad Debt	-2,327	18.62%
Bank Analysis Fees	8,045	
Contract Services	89,873	-27.22%
General Legal	-29,300	586.01%
Insurances	304	
Interchange Fees	-47,987	14.52%
<b>Total</b>	<b>154,200</b>	<b>3739.99%</b>

## Expense - Actual Amount history by month

FY ● FY20 ● FY21 ● FY22 ● FY23



## Actual by month Year-to-Date - FY23

Category	Jul 2022	Aug 2022	Total
<b>Revenue</b>	<b>747,021</b>	<b>847,584</b>	<b>1,594,605</b>
Third party Batch Filing Fees	1,250	1,275	2,525
Statutory Convenience Fees	745,722	846,257	1,591,979
Interest Income	49	52	101
<b>Expense</b>	<b>-620,794</b>	<b>-689,261</b>	<b>-1,310,056</b>
Interchange Fees	-380,757	-378,404	-759,161
General Legal	-14,651	-34,300	-48,951
Contract Services	-238,582	-240,262	-478,845
Bad Debt	39,854	-14,827	25,027
Accounting & Banking Services	-26,658	-21,468	-48,126
<b>Total</b>	<b>126,226</b>	<b>158,323</b>	<b>284,549</b>

## Budget by month for Year-To-Date - FY23

Category	Jul 2022	Aug 2022	Sep 2022	Oct 2022	Nov 2022	Dec 2022	Jan 2023	Feb 2023	Mar 2023	Apr 2023	May 2023	Jun 2023	Total
<b>Revenue</b>	<b>713,003</b>	<b>713,003</b>	<b>713,003</b>	<b>713,003</b>	<b>713,002</b>	<b>713,002</b>	<b>713,002</b>	<b>713,002</b>	<b>713,001</b>	<b>713,001</b>	<b>713,001</b>	<b>713,001</b>	<b>8,556,024</b>
Third party Batch Filing Fees	1,459	1,459	1,459	1,459	1,458	1,458	1,458	1,458	1,458	1,458	1,458	1,458	17,500
Statutory Convenience Fees	711,127	711,127	711,127	711,127	711,127	711,127	711,127	711,127	711,126	711,126	711,126	711,126	8,533,520
Interest Income	250	250	250	250	250	250	250	250	250	250	250	250	3,000
Batch Application Fees	167	167	167	167	167	167	167	167	167	167	167	167	2,004
<b>Expense</b>	<b>-708,880</b>	<b>-708,880</b>	<b>-708,879</b>	<b>-708,879</b>	<b>-708,879</b>	<b>-708,879</b>	<b>-708,879</b>	<b>-708,879</b>	<b>-708,877</b>	<b>-708,876</b>	<b>-708,876</b>	<b>-708,876</b>	<b>-8,506,539</b>
Interchange Fees	-330,417	-330,417	-330,417	-330,417	-330,417	-330,417	-330,417	-330,417	-330,416	-330,416	-330,416	-330,416	-3,965,000
Insurances	-304	-304	-304	-304	-304	-304	-304	-304	-304	-303	-303	-303	-3,645
General Legal	-5,000	-5,000	-5,000	-5,000	-5,000	-5,000	-5,000	-5,000	-5,000	-5,000	-5,000	-5,000	-60,000
Contract Services	-330,135	-330,135	-330,135	-330,135	-330,135	-330,135	-330,135	-330,135	-330,134	-330,134	-330,134	-330,134	-3,961,616
Bank Analysis Fees	-8,045	-8,045	-8,044	-8,044	-8,044	-8,044	-8,044	-8,044	-8,044	-8,044	-8,044	-8,044	-96,530
Bad Debt	-12,500	-12,500	-12,500	-12,500	-12,500	-12,500	-12,500	-12,500	-12,500	-12,500	-12,500	-12,500	-150,000
Audit Services	-2,250	-2,250	-2,250	-2,250	-2,250	-2,250	-2,250	-2,250	-2,250	-2,250	-2,250	-2,250	-27,000
Accounting & Banking Services	-20,229	-20,229	-20,229	-20,229	-20,229	-20,229	-20,229	-20,229	-20,229	-20,229	-20,229	-20,229	-242,748
<b>Total</b>	<b>4,123</b>	<b>4,123</b>	<b>4,124</b>	<b>4,124</b>	<b>4,123</b>	<b>4,123</b>	<b>4,123</b>	<b>4,123</b>	<b>4,124</b>	<b>4,125</b>	<b>4,125</b>	<b>4,125</b>	<b>49,485</b>