



Jul 2022

Key Points - Balance Sheet

Asset
6,844,991

Equity
-6,071,290

Liability
-773,701

Key Points - Income Statement

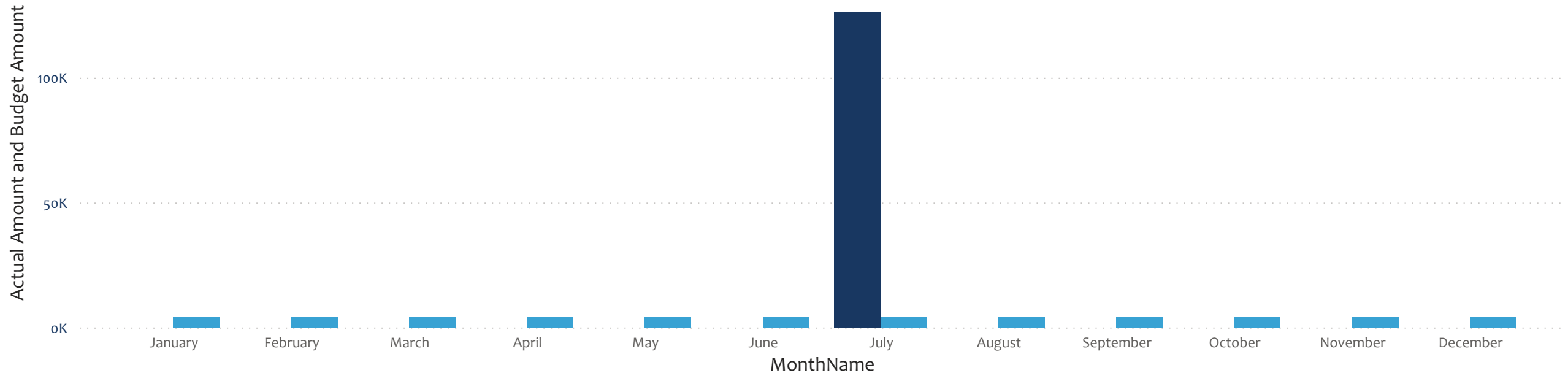
Revenue
747,021
Actual Amount 713,003
Budget Amount

Expense
-620,794
Actual Amount -708,880
Budget Amount

Net income (loss) for the month	Fiscal year to date income (loss)
126K Actual Amount	126K Actual Amount

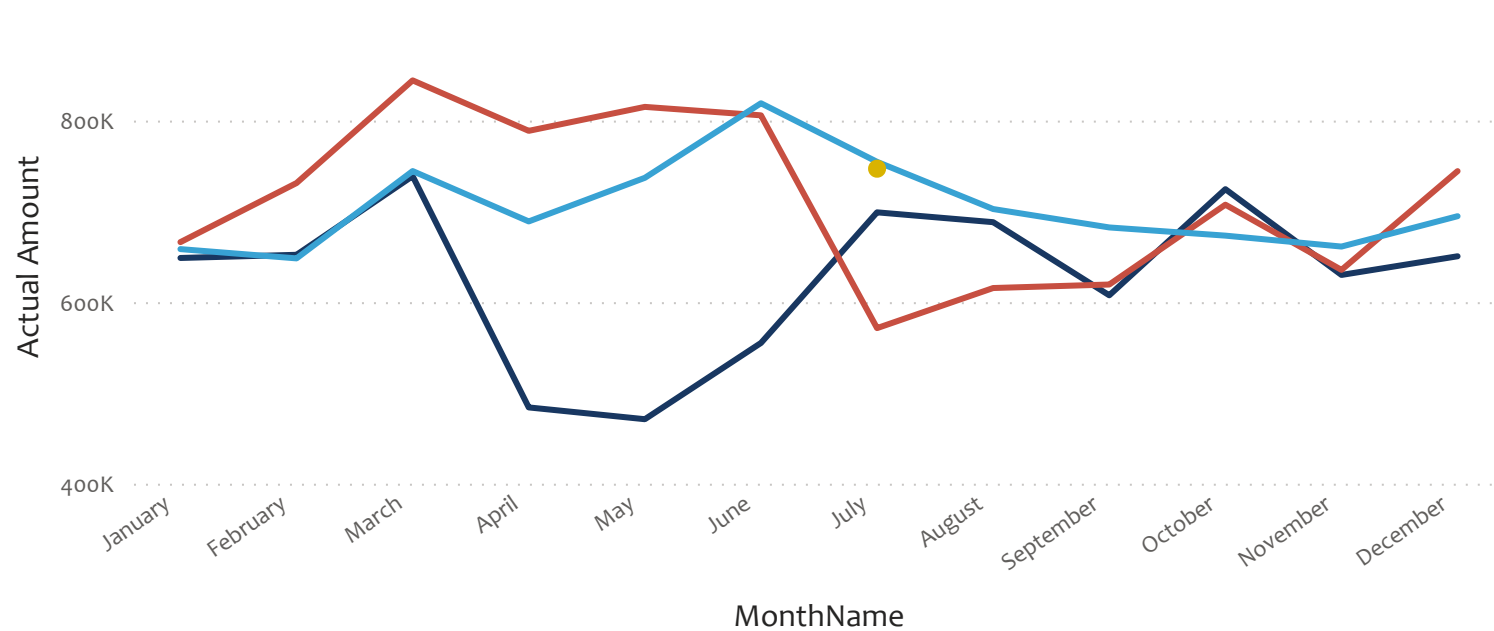
Net Income Actual and Budget Amount by Month

● Actual Amount ● Budget Amount



Revenue - Actual Amount history by month

FY ● FY20 ● FY21 ● FY22 ● FY23

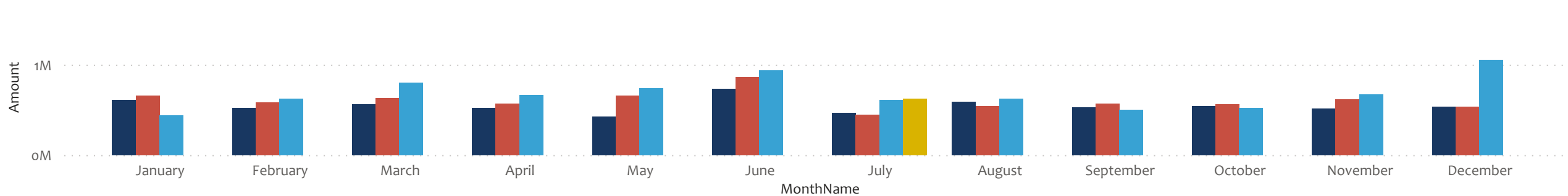


Variiances

Category	Actual minus Budget	% difference from Budget
Revenue	34,018	4.77%
Batch Application Fees	-167	
Interest Income	-201	-80.52%
Statutory Convenience Fees	34,595	4.86%
Third party Batch Filing Fees	-209	-14.32%
Expense	88,086	-12.43%
Accounting & Banking Services	-6,429	31.78%
Audit Services	2,250	
Bad Debt	52,354	-418.83%
Bank Analysis Fees	8,045	
Contract Services	91,553	-27.73%
General Legal	-9,651	193.02%
Insurances	304	
Interchange Fees	-50,340	15.24%
Total	122,103	2961.52%

Expense - Actual Amount history by month

FY ● FY20 ● FY21 ● FY22 ● FY23



Actual by month Year-to-Date - FY22

Category	Jul 2022	Total
Revenue	747,021	747,021
Third party Batch Filing Fees	1,250	1,250
Statutory Convenience Fees	745,722	745,722
Interest Income	49	49
Expense	-620,794	-620,794
Interchange Fees	-380,757	-380,757
General Legal	-14,651	-14,651
Contract Services	-238,582	-238,582
Bad Debt	39,854	39,854
Accounting & Banking Services	-26,658	-26,658
Total	126,226	126,226

Budget by month for Year-To-Date - FY22

Category	Jul 2022	Aug 2022	Sep 2022	Oct 2022	Nov 2022	Dec 2022	Jan 2023	Feb 2023	Mar 2023	Apr 2023	May 2023	Jun 2023	Total
Revenue	713,003	713,003	713,003	713,003	713,002	713,002	713,002	713,002	713,001	713,001	713,001	713,001	8,556,024
Third party Batch Filing Fees	1,459	1,459	1,459	1,459	1,458	1,458	1,458	1,458	1,458	1,458	1,458	1,458	17,500
Statutory Convenience Fees	711,127	711,127	711,127	711,127	711,127	711,127	711,127	711,127	711,126	711,126	711,126	711,126	8,533,520
Interest Income	250	250	250	250	250	250	250	250	250	250	250	250	3,000
Batch Application Fees	167	167	167	167	167	167	167	167	167	167	167	167	2,004
Expense	-708,880	-708,880	-708,879	-708,879	-708,879	-708,879	-708,879	-708,879	-708,877	-708,876	-708,876	-708,876	-8,506,539
Interchange Fees	-330,417	-330,417	-330,417	-330,417	-330,417	-330,417	-330,417	-330,417	-330,416	-330,416	-330,416	-330,416	-3,965,000
Insurances	-304	-304	-304	-304	-304	-304	-304	-304	-304	-303	-303	-303	-3,645
General Legal	-5,000	-5,000	-5,000	-5,000	-5,000	-5,000	-5,000	-5,000	-5,000	-5,000	-5,000	-5,000	-60,000
Contract Services	-330,135	-330,135	-330,135	-330,135	-330,135	-330,135	-330,135	-330,135	-330,134	-330,134	-330,134	-330,134	-3,961,616
Bank Analysis Fees	-8,045	-8,045	-8,044	-8,044	-8,044	-8,044	-8,044	-8,044	-8,044	-8,044	-8,044	-8,044	-96,530
Bad Debt	-12,500	-12,500	-12,500	-12,500	-12,500	-12,500	-12,500	-12,500	-12,500	-12,500	-12,500	-12,500	-150,000
Audit Services	-2,250	-2,250	-2,250	-2,250	-2,250	-2,250	-2,250	-2,250	-2,250	-2,250	-2,250	-2,250	-27,000
Accounting & Banking Services	-20,229	-20,229	-20,229	-20,229	-20,229	-20,229	-20,229	-20,229	-20,229	-20,229	-20,229	-20,229	-242,748
Total	4,123	4,123	4,124	4,124	4,123	4,123	4,123	4,123	4,124	4,125	4,125	4,125	49,485