



# Jun 2022

## Key Points - Balance Sheet

**Asset**  
6,449,905

**Equity**  
-5,971,271

**Liability**  
-478,633

## Key Points - Income Statement

**Revenue**  
819,095  
Actual Amount

659,623  
Budget Amount

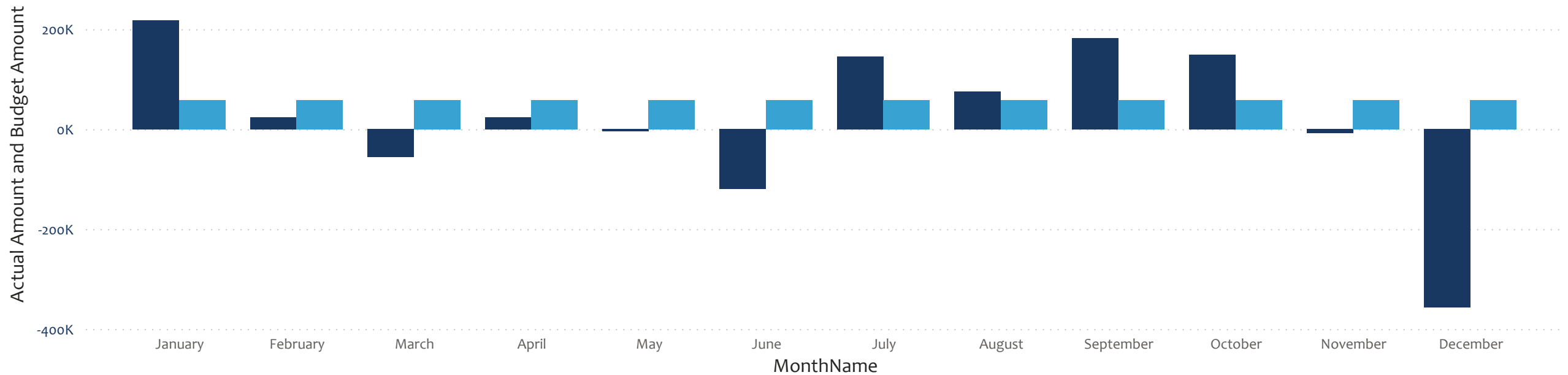
**Expense**  
-938,602  
Actual Amount

-601,104  
Budget Amount

Net income (loss) for the month	Fiscal year to date income (loss)
<b>-120K</b> Actual Amount	<b>274K</b> Actual Amount

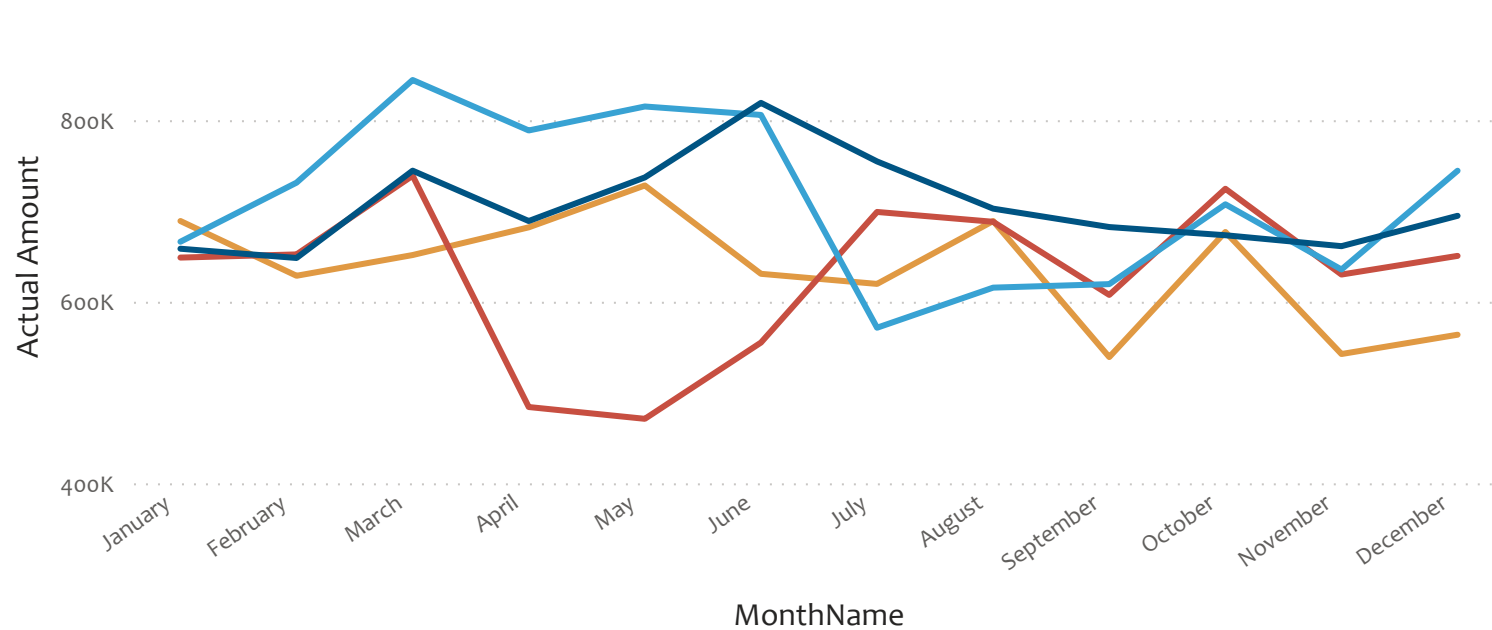
Net Income Actual and Budget Amount by Month

● Actual Amount ● Budget Amount



## Revenue - Actual Amount history by month

FY ● FY19 ● FY20 ● FY21 ● FY22

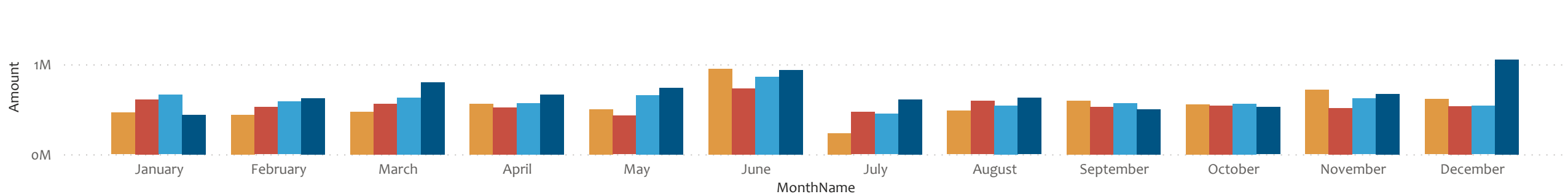


## Variiances

Category	Amount minus Budget	% difference from Budget
<b>Revenue</b>	<b>159,472</b>	<b>24.18%</b>
Statutory Convenience Fees	159,440	24.22%
Third party Batch Filing Fees	234	22.48%
Interest Income	-37	-44.00%
Batch Application Fees	-166	
<b>Expense</b>	<b>-337,498</b>	<b>56.15%</b>
Bank Analysis Fees	5,477	-56.17%
General Legal	5,000	
Audit Services	2,250	
Miscellaneous	1,666	
Insurances	-3,073	1101.43%
Accounting & Banking Services	-12,526	54.79%
Bad Debt	-44,135	
Interchange Fees	-137,901	50.22%
Contract Services	-154,255	54.18%
<b>Total</b>	<b>-178,026</b>	<b>-304.22%</b>

## Expense - Actual Amount history by month

FY ● FY19 ● FY20 ● FY21 ● FY22



## Actual by month Year-to-Date - FY22

Category	Jul 2021	Aug 2021	Sep 2021	Oct 2021	Nov 2021	Dec 2021	Jan 2022	Feb 2022	Mar 2022	Apr 2022	May 2022	Jun 2022	Total
<b>Revenue</b>	<b>754,580</b>	<b>702,585</b>	<b>682,314</b>	<b>673,290</b>	<b>661,247</b>	<b>694,704</b>	<b>658,434</b>	<b>648,232</b>	<b>744,419</b>	<b>688,948</b>	<b>736,981</b>	<b>819,095</b>	<b>8,464,830</b>
Third party Batch Filing Fees	1,500	1,550	2,250	1,375	1,100	1,475	1,475	3,750	1,525	1,025	1,275	1,275	19,575
Statutory Convenience Fees	753,031	700,489	679,516	671,865	660,100	692,191	656,922	643,447	742,856	687,886	735,669	817,773	8,441,745
Interest Income	48	46	48	51	47	38	37	34	37	38	37	46	510
Batch Application Fees		500	500			1,000		1,000					3,000
<b>Expense</b>	<b>-608,857</b>	<b>-626,665</b>	<b>-500,368</b>	<b>-524,357</b>	<b>-669,749</b>	<b>-1,051,901</b>	<b>-439,953</b>	<b>-624,709</b>	<b>-799,832</b>	<b>-664,576</b>	<b>-741,465</b>	<b>-938,602</b>	<b>-8,191,033</b>
Miscellaneous		-3,700		-3,700		-3,700	-1,789						-12,889
Interchange Fees	-367,658	-325,533	-298,532	-292,924	-331,884	-434,722	-309,898	-295,686	-348,622	-324,956	-378,464	-412,481	-4,121,360
Insurances												-3,352	-3,352
General Legal	-10,175				-1,898		-1,595			-28,144	-18,246		-60,057
Contract Services	-206,155	-277,065	-181,211	-201,632	-260,699	-380,306	-331,608	-234,889	-239,056	-254,581	-288,874	-438,973	-3,295,049
Bank Analysis Fees	-3,255	-3,196	-3,124	-3,163	-3,659	-3,109	-9,238	-3,368	-12,300	-8,148	-7,836	-4,273	-64,670
Bad Debt					-24,451	-199,487	238,412	-65,607	-175,510	-22,529	-38,446	-44,135	-331,753
Audit Services					-19,000						-8,000		-27,000
Accounting & Banking Services	-21,615	-17,172	-17,500	-22,938	-28,159	-30,576	-24,238	-25,159	-24,342	-26,217	-1,600	-35,387	-274,903
<b>Total</b>	<b>145,722</b>	<b>75,920</b>	<b>181,947</b>	<b>148,933</b>	<b>-8,502</b>	<b>-357,196</b>	<b>218,481</b>	<b>23,523</b>	<b>-55,413</b>	<b>24,372</b>	<b>-4,484</b>	<b>-119,507</b>	<b>273,796</b>

## Budget by month for Year-To-Date - FY22

Category	Jul 2021	Aug 2021	Sep 2021	Oct 2021	Nov 2021	Dec 2021	Jan 2022	Feb 2022	Mar 2022	Apr 2022	May 2022	Jun 2022	Total
<b>Revenue</b>	<b>659,627</b>	<b>659,627</b>	<b>659,627</b>	<b>659,627</b>	<b>659,625</b>	<b>659,625</b>	<b>659,625</b>	<b>659,625</b>	<b>659,623</b>	<b>659,623</b>	<b>659,623</b>	<b>659,623</b>	<b>7,915,500</b>
Third party Batch Filing Fees	1,042	1,042	1,042	1,042	1,042	1,042	1,042	1,042	1,041	1,041	1,041	1,041	12,500
Statutory Convenience Fees	658,334	658,334	658,334	658,334	658,333	658,333	658,333	658,333	658,333	658,333	658,333	658,333	7,900,000
Interest Income	84	84	84	84	83	83	83	83	83	83	83	83	1,000
Batch Application Fees	167	167	167	167	167	167	167	167	166	166	166	166	2,000
<b>Expense</b>	<b>-601,109</b>	<b>-601,109</b>	<b>-601,108</b>	<b>-601,108</b>	<b>-601,107</b>	<b>-601,106</b>	<b>-601,106</b>	<b>-601,106</b>	<b>-601,105</b>	<b>-601,105</b>	<b>-601,104</b>	<b>-601,104</b>	<b>-7,213,277</b>
Miscellaneous	-1,667	-1,667	-1,667	-1,667	-1,667	-1,667	-1,667	-1,667	-1,666	-1,666	-1,666	-1,666	-20,000
Interchange Fees	-274,581	-274,581	-274,581	-274,581	-274,581	-274,581	-274,581	-274,581	-274,581	-274,581	-274,580	-274,580	-3,294,970
Insurances	-280	-280	-280	-280	-279	-279	-279	-279	-279	-279	-279	-279	-3,352
General Legal	-5,000	-5,000	-5,000	-5,000	-5,000	-5,000	-5,000	-5,000	-5,000	-5,000	-5,000	-5,000	-60,000
Contract Services	-284,719	-284,719	-284,718	-284,718	-284,718	-284,718	-284,718	-284,718	-284,718	-284,718	-284,718	-284,718	-3,416,618
Bank Analysis Fees	-9,750	-9,750	-9,750	-9,750	-9,750	-9,750	-9,750	-9,750	-9,750	-9,750	-9,750	-9,750	-117,000
Audit Services	-2,250	-2,250	-2,250	-2,250	-2,250	-2,250	-2,250	-2,250	-2,250	-2,250	-2,250	-2,250	-27,000
Accounting & Banking Services	-22,862	-22,862	-22,862	-22,862	-22,862	-22,861	-22,861	-22,861	-22,861	-22,861	-22,861	-22,861	-274,337
<b>Total</b>	<b>58,518</b>	<b>58,518</b>	<b>58,519</b>	<b>58,519</b>	<b>58,518</b>	<b>58,519</b>	<b>58,519</b>	<b>58,519</b>	<b>58,518</b>	<b>58,518</b>	<b>58,519</b>	<b>58,519</b>	<b>702,223</b>