



# Florida Courts E-Filing Authority Board

## Portal Progress Report August 2021

Carolyn Weber, Portal Program Manager



# August E-Filing Stats

Recipients	Number
Submissions to Trial Court	1,853,724
Submissions to Department of Corrections	562
Submissions to District Courts of Appeal	10,782
Submissions to Florida Supreme Court	366
Submissions to Bureau of Vital Statistics	655
Submissions to RMC and CFRC	235
<b>Total E-Filing Submissions</b>	<b>1,866,324</b>
Total Individual Documents Submitted	2,680,700
Total Number of Pages	13,067,117

\*\*June 2021 has the previous highest number of monthly submissions 1,893,314



# August Stats Continued

Category	Number
Average Submissions per Weekday	86,500
Highest Volume Day: August 30, 2021	93,694
Peak # of filings in 1 hour: 3 pm	9,932
New Case Initiation	92,119
Portal Accounts	394,860
E-service Emails	2,005,472

Record for Average Submissions per Weekday was **June** 2021 with 88,131

Record for the highest volume day was **June** 20, 2021, at 96,003 submissions

Record for Peak Filing Hour (3:00 PM) Submissions was **June** 2021 at 10,171

Record for New Case Initiation was in May 2021 at 123,476

Record for E-service Emails was in **June** at 2,047,119

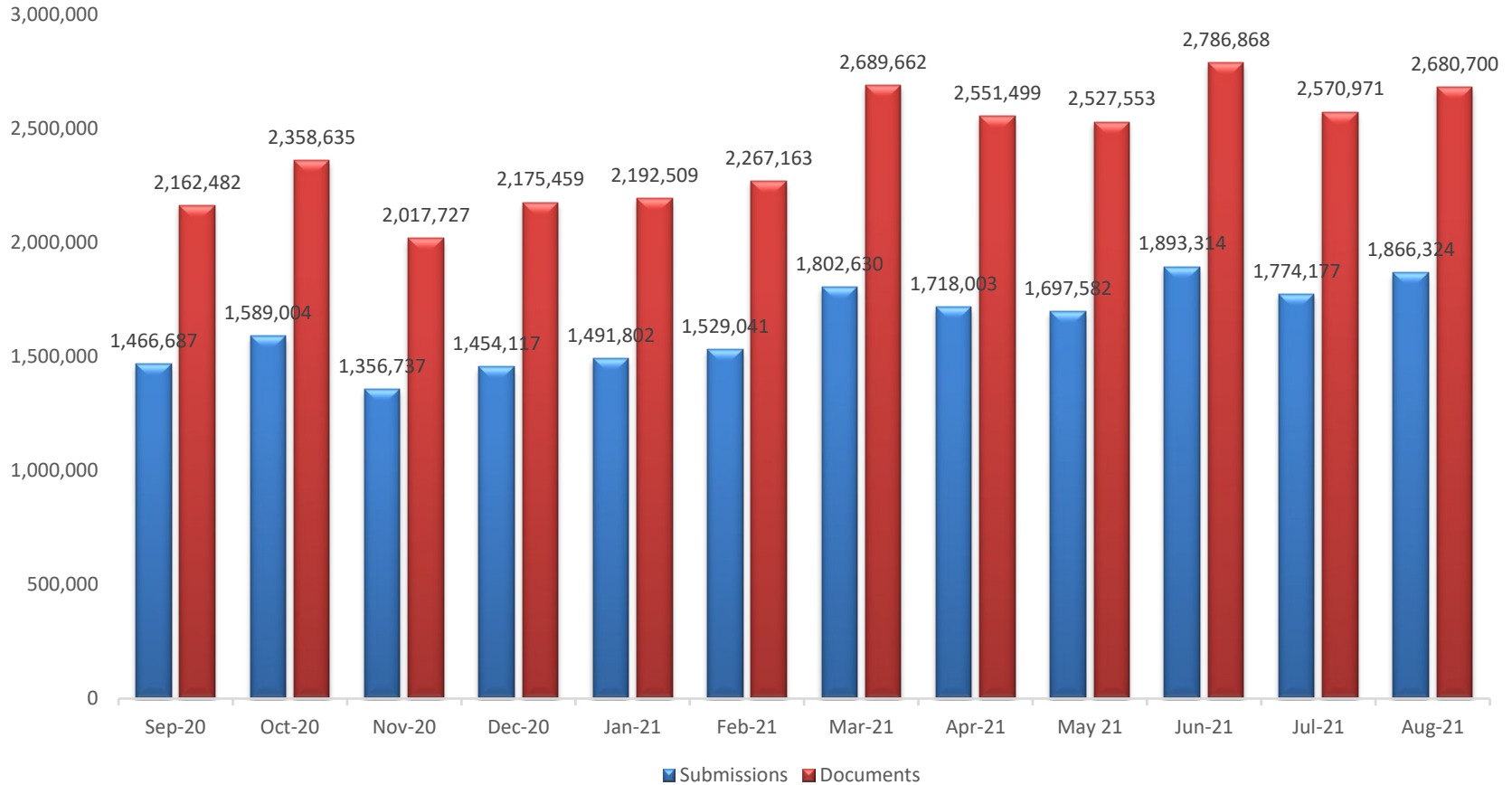


# DCA & FSC August Stats

District Courts of Appeal	Submissions	Documents	Pages
1 <sup>st</sup> District Court of Appeal	2,058	2,774	168,579
2 <sup>nd</sup> District Court of Appeal	2,585	2,934	213,722
3 <sup>rd</sup> District Court of Appeal	1,745	2,215	189,850
4 <sup>th</sup> District Court of Appeal	2,292	2,742	171,110
5 <sup>th</sup> District Court of Appeal	2,102	2,424	158,514
The Florida Supreme Court	366	480	11,120

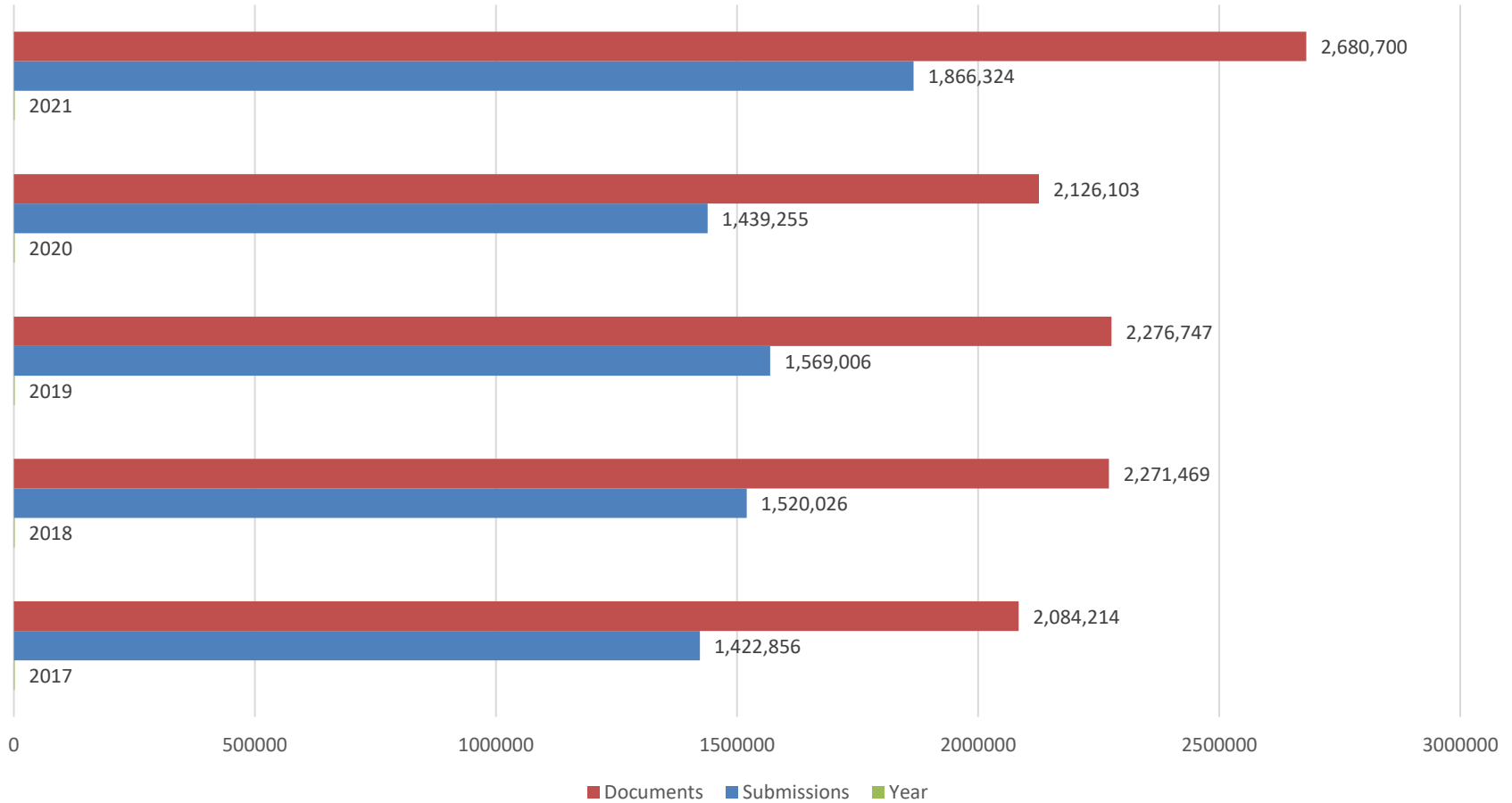


# Year at a Glance



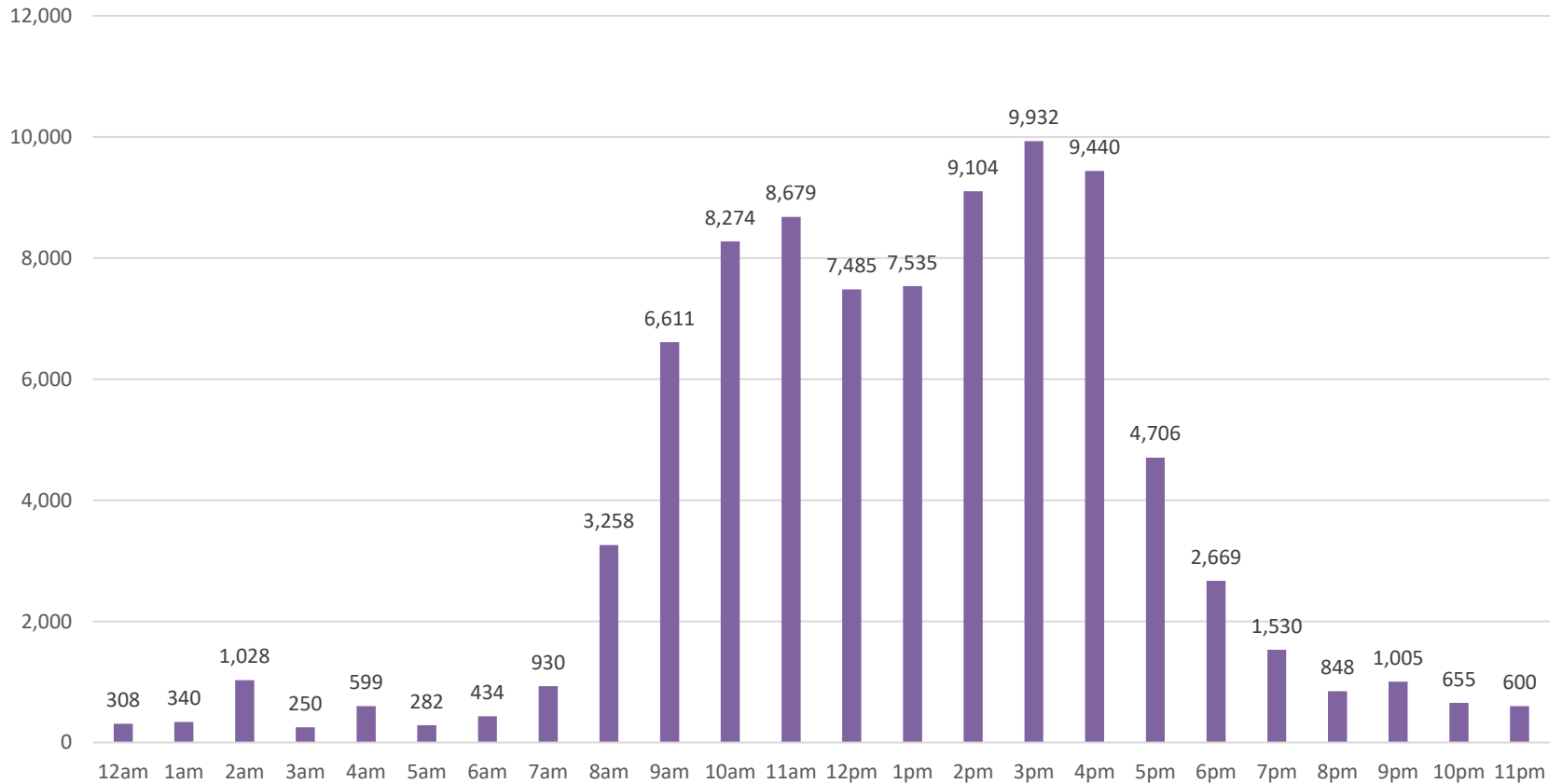


# August Trend for Past 5 Years



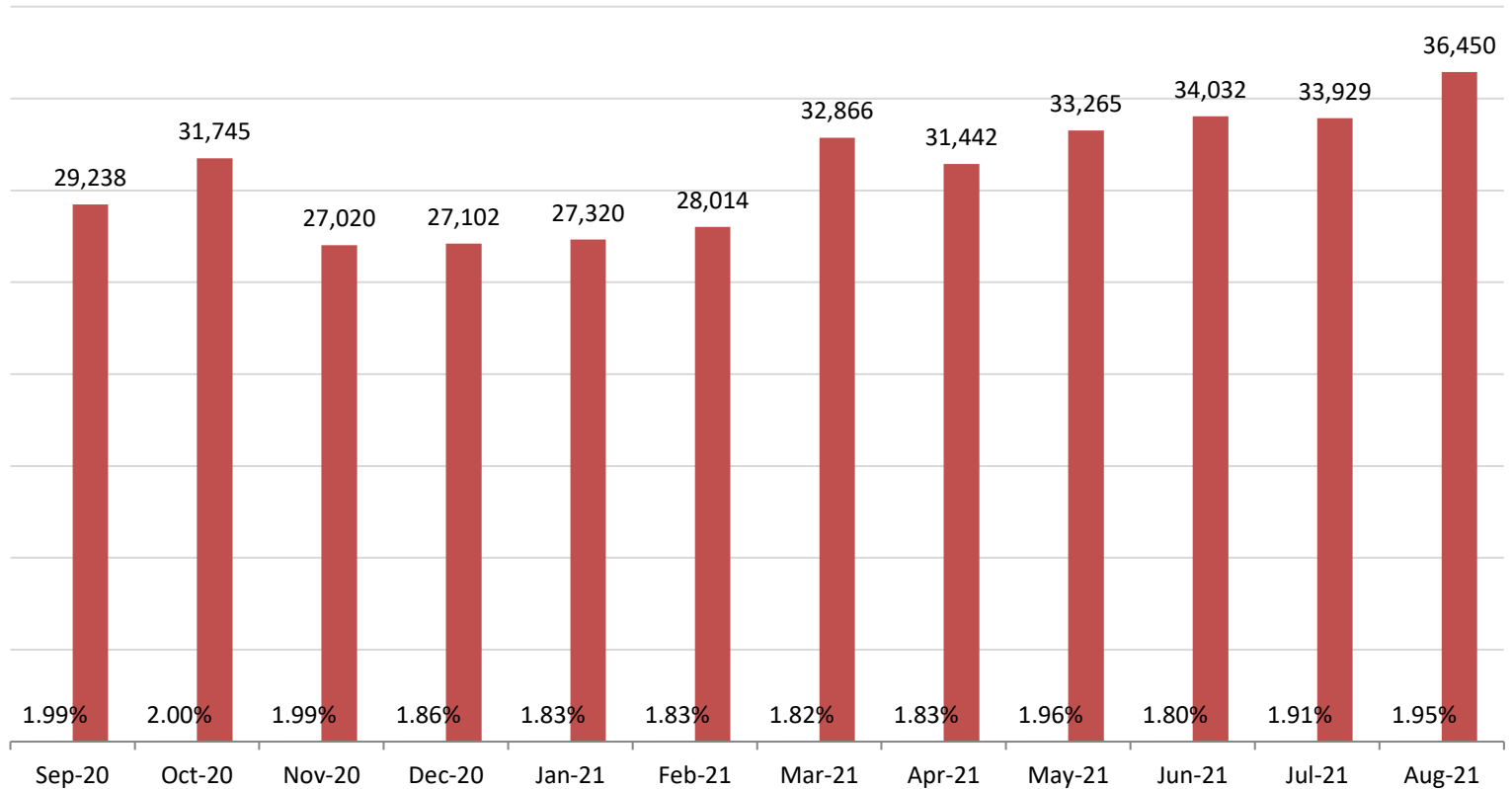


# Average # of Filings Per Hour in August





# Submissions to Correction Queue in August

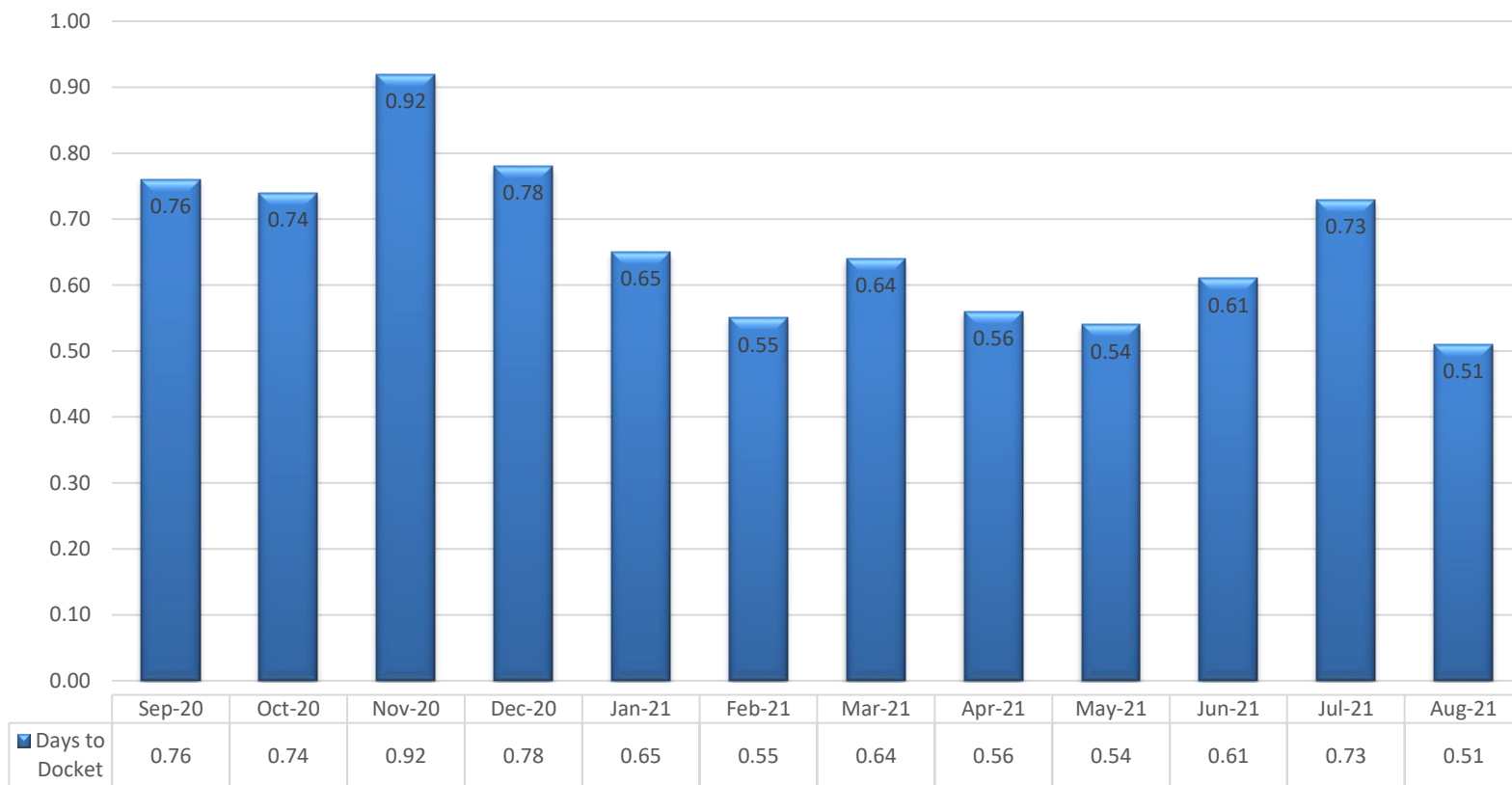


	Sep-20	Oct-20	Nov-20	Dec-20	Jan-21	Feb-21	Mar-21	Apr-21	May-21	Jun-21	Jul-21	Aug-21
Percentage	1.99%	2.00%	1.99%	1.86%	1.83%	1.83%	1.82%	1.83%	1.96%	1.80%	1.91%	1.95%
Submissions	29,238	31,745	27,020	27,102	27,320	28,014	32,866	31,442	33,265	34,032	33,929	36,450



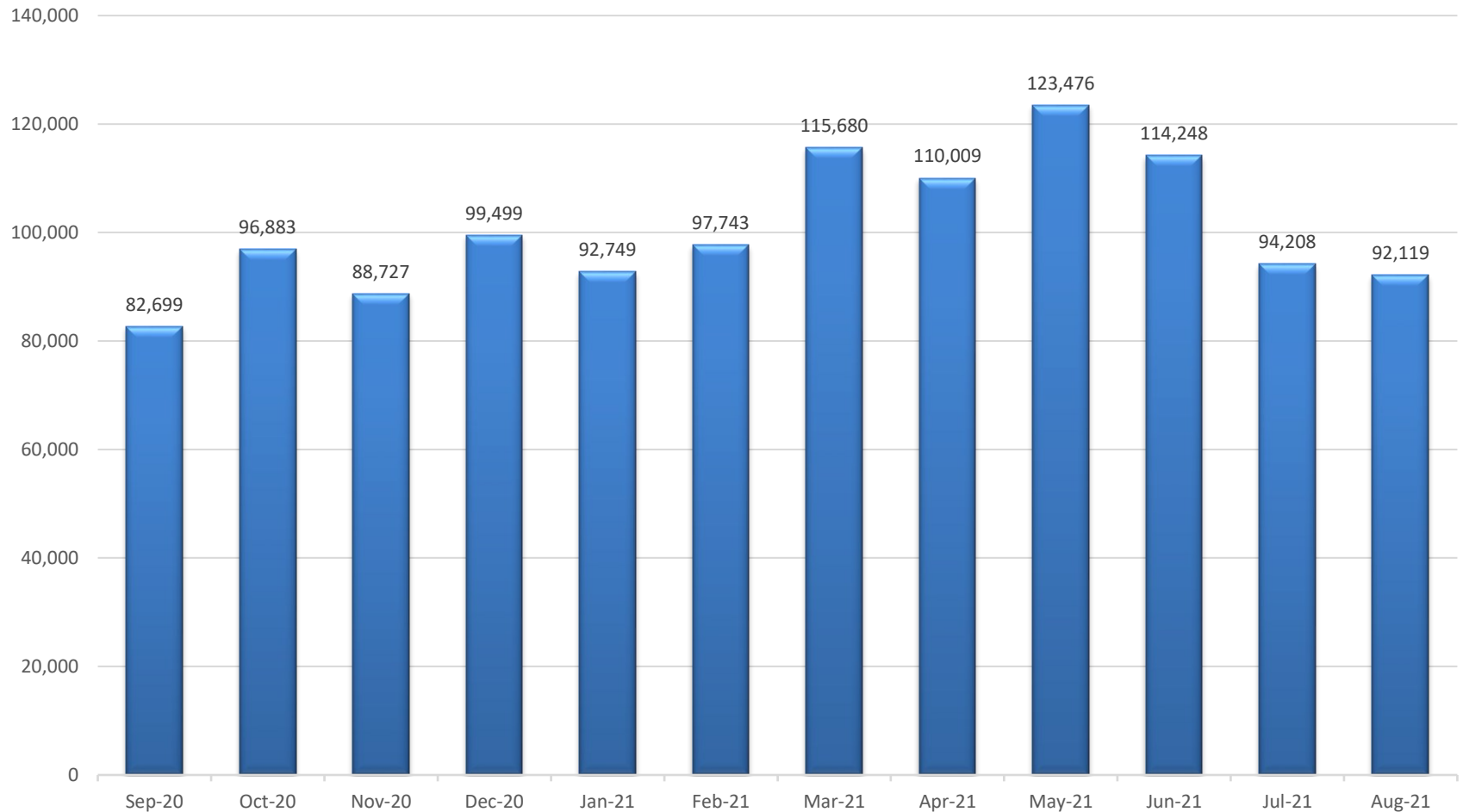


# Average Number Days to Docket in August





# Monthly New Case Totals for Past 12 Months





# DHSMV Certificates of Completion for August

Detail	Number
Number of Certificates Created and Sent to the Counties	18,227
Number of Certificates sent by County to Correction Queue	1,272
Average Percent of Certificates sent to Correction Queue	7.65%

## Department of Revenue Re-direct and Termination Documents

6,607 Re-direct and Termination documents were sent to the Counties by the Portal. The Portal takes the daily DOR data file, creates the appropriate documents, uses the depository number to search CCIS for the correct UCN and then distributes appropriately. These documents are no longer being sent to the Counties in a paper format.



# Active Portal Users by Filer Role in August

Filer Role	# of Accounts	# of Submissions	% of Submissions
Attorneys	84,853	1,436,235	77%
Judicial Circuit Filers	1,548	312,691	17%
Process Servers	2,104	25,836	1.4%
Self-Represented Litigants	275,527	14,217	0.8%
Law Enforcement	2,360	16,329	0.9%
State Agent	410	25,336	1.4%
Mediator/Arbitrator	1,495	4,494	0.2%
Mental Health Professional	1,733	6,840	0.4%



# Proposed Documents Submitted via Portal in August

Circuit	County	# Submissions
1 <sup>st</sup> Mentis	Escambia	1,371
	Okaloosa	906
	Santa Rosa	1,644
2 <sup>nd</sup> ICMS	Leon	322
	Wakulla	72
4 <sup>th</sup> ICMS	Clay (B'mark)	0
	Duval	626
5 <sup>th</sup> ICMS	Marion	38
	Sumter	47
8 <sup>th</sup> ICMS	Alachua	61
	Baker	16
	Bradford	5

Circuit	County	# Submissions
	Gilchrist	10
	Levy	19
	Union	2
10 <sup>th</sup> ICMS	Highlands	140
	Polk	674
12 <sup>th</sup> Mentis	Manatee	124
13 <sup>th</sup> JAWS	Hillsborough	13,827
14 <sup>th</sup> ICMS	Bay	2,179
	Calhoun	121
	Gulf	143
	Holmes	227



# Proposed Documents via the Portal for August cont.

Circuit	County	# of Submissions
14 <sup>th</sup> Cont.	Jackson	508
	Washington	248
15 <sup>th</sup> JMS	Palm Beach	1,102
18 <sup>th</sup> ICMS	Brevard	1,496
	Seminole	3,912
19 <sup>th</sup> Mentis	Martin	0
20 <sup>th</sup> Mentis	Charlotte	1,219
	Lee	6,655



# Judicial Circuit Viewer Submissions in August

Circuit	Submissions	Documents
1 <sup>st</sup>	19,292	19,292
2 <sup>nd</sup>	2,343	2,343
3 <sup>rd</sup>	382	382
4 <sup>th</sup>	2,219	2,219
5 <sup>th</sup>	1	1
6 <sup>th</sup>	0	0
7 <sup>th</sup>	1,274	1,274
8 <sup>th</sup>	6,229	6,229
9 <sup>th</sup>	8,372	8,372
10 <sup>th</sup>	4,372	4,372

Circuit	Submissions	Documents
11 <sup>th</sup>	62,569	75,400
12 <sup>th</sup>	2,181	2,181
13 <sup>th</sup>	0	0
14 <sup>th</sup>	5,637	5,637
15 <sup>th</sup>	30,016	31,422
16 <sup>th</sup>	0	0
17 <sup>th</sup>	47,321	53,356
18 <sup>th</sup>	14,879	14,879
19 <sup>th</sup>	3,143	3,143
20 <sup>th</sup>	28,317	28,317

Submissions from filers associated with a judicial circuit submitted via the system-to-system interface (judicial viewer) to the portal.



# Judicial Circuit Single Session Submissions in August

Circuit	Submissions	Documents
1 <sup>st</sup>	0	0
2 <sup>nd</sup>	4,562	4,718
3 <sup>rd</sup>	3,048	3,277
4 <sup>th</sup>	8,822	9,884
5 <sup>th</sup>	12,443	14,734
6 <sup>th</sup>	0	0
7 <sup>th</sup>	0	0
8 <sup>th</sup>	0	0
9 <sup>th</sup>	17,049	17,479
10 <sup>th</sup>	8,917	10,015

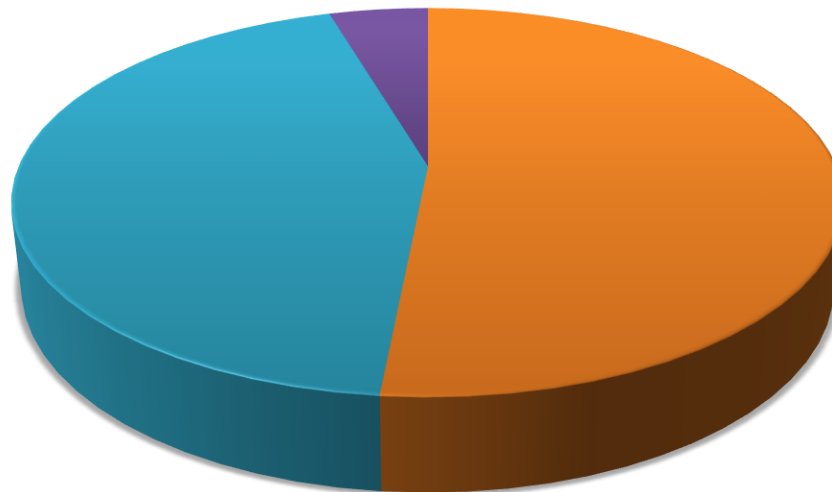
Circuit	Submissions	Documents
11 <sup>th</sup>	2,006	2,238
12 <sup>th</sup>	0	0
13 <sup>th</sup>	0	0
14 <sup>th</sup>	963	1,013
15 <sup>th</sup>	0	0
16 <sup>th</sup>	0	0
17 <sup>th</sup>	5	5
18 <sup>th</sup>	6,552	7,147
19 <sup>th</sup>	8,817	9,633
20 <sup>th</sup>	689	744

Submissions from filers associated with a judicial circuit where they log into the portal to submit (single session).





# Document Format for August



■ Scanned PDF ■ Text Based PDF ■ Word Doc.

Format	Number	Percent
Word	122,767	5%
Text Based PDF	1,174,911	44%
Scanned PDF	1,379,910	52%



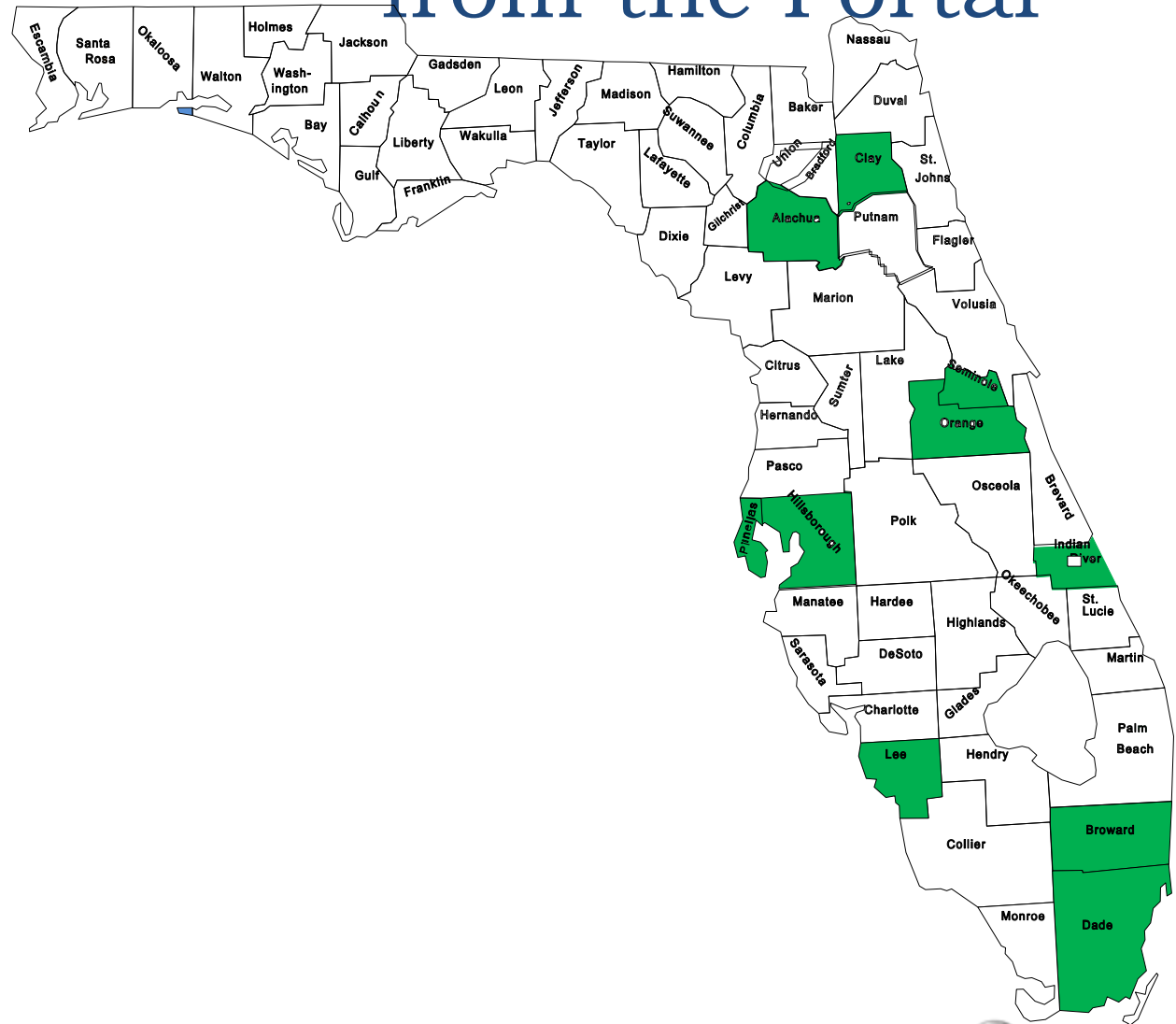
# PDF/A Breakdown

Division	# of Docs	PDF	PDF/A	Other	Searchable	Not Searchable
Civil	2,314,938	1,555,383	663,404	96,151	1,044,005	1,174,782
Criminal	447,493	280,817	136,864	29,812	167,194	250,487

	% PDF	% PDF/A	Other	Searchable	Not Searchable
Civil	67.1%	28.6%	4.1%	45%	50.7%
Criminal	62.7%	30.6%	6.6%	37.4%	55.9%

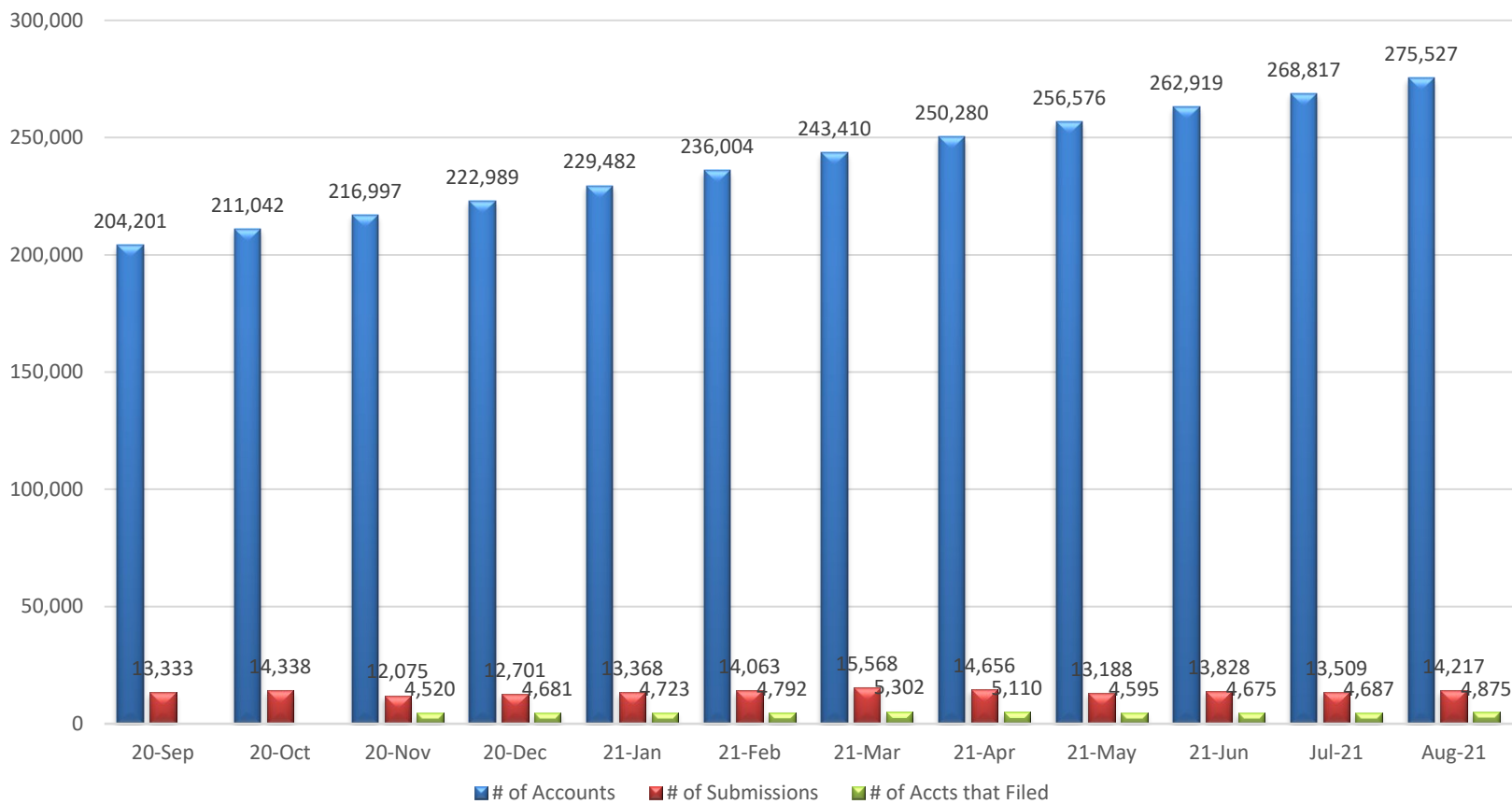


# Accepting PDF/A Documents from the Portal





# Active Self-Represented Litigant Accounts & Submissions for August





# SRL Account Status for August

Accounts	Status
1,871	Inactive (Requested by Portal User)
234	Pending Activation
1,599	Locked (After 4 attempts)
275,527	Active

Organization	Submissions
Counties	13,691
Supreme Court of Florida	20
First District Court of Appeal	131
Second District Court of Appeal	105
Third District Court of Appeal	65
Fourth District Court of Appeal	123
Fifth District Court of Appeal	82



# SRL New Case Submissions

Case Type with Most Submissions	Number Submitted
Evictions	284
County Civil	265
Domestic Relation	764
Other Civil	78
Probate	46
Circuit Civil	55
<b>TOTAL New Cases Submitted</b>	<b>1,720</b>



# SRL Subsequent Submissions

Case Type with Most Submissions	Number Submitted
Eviction	1,020
County Civil	1,331
Domestic Relations	4,300
Circuit Civil	2,966
Criminal	1,502
TOTAL Subsequent Submissions	13,660



# August TPV Submissions

Organization	# Submissions	# Documents	Percent
ABC Legal Services, Inc.	30,107	57,393	19%
eFileMadeEasy	115,979	207,396	73%
JJL Process	459	1,533	1%
Turbo Court	128	735	0%
Ironrock	29,355	29,426	8%
Provana	3,311	8,942	1%
InfoTrack	16	28	0%
Azeel, Inc.	710	2,937	0%