



Apr 2022

Key Points - Balance Sheet

Asset
6,383,382

Equity
-6,095,262

Liability
-288,120

Key Points - Income Statement

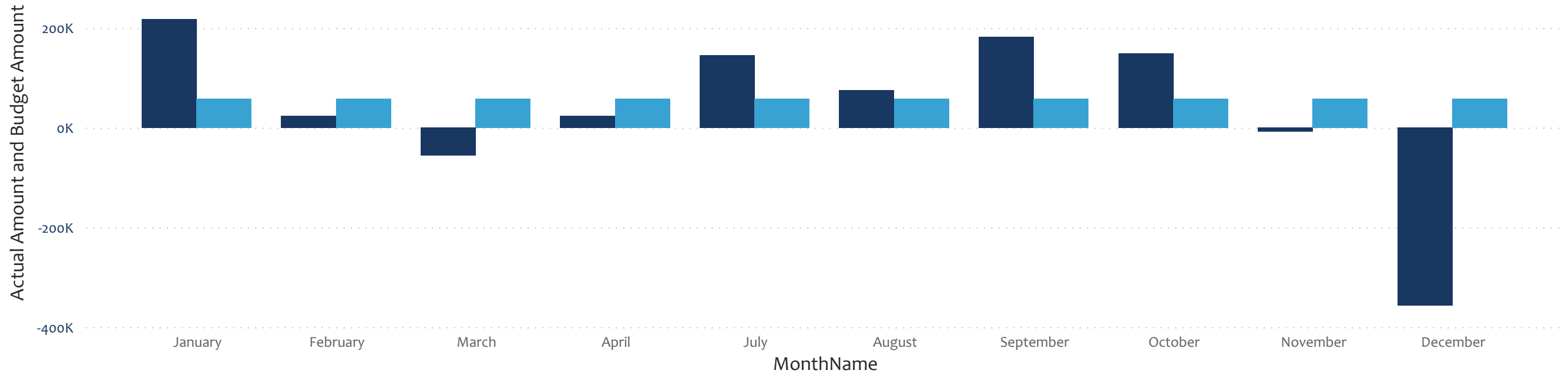
Revenue
688,948
Actual Amount 659,623
Budget Amount

Expense
-664,576
Actual Amount -601,105
Budget Amount

Net income (loss) for the month	Fiscal year to date income (loss)
24K Actual Amount	398K Actual Amount

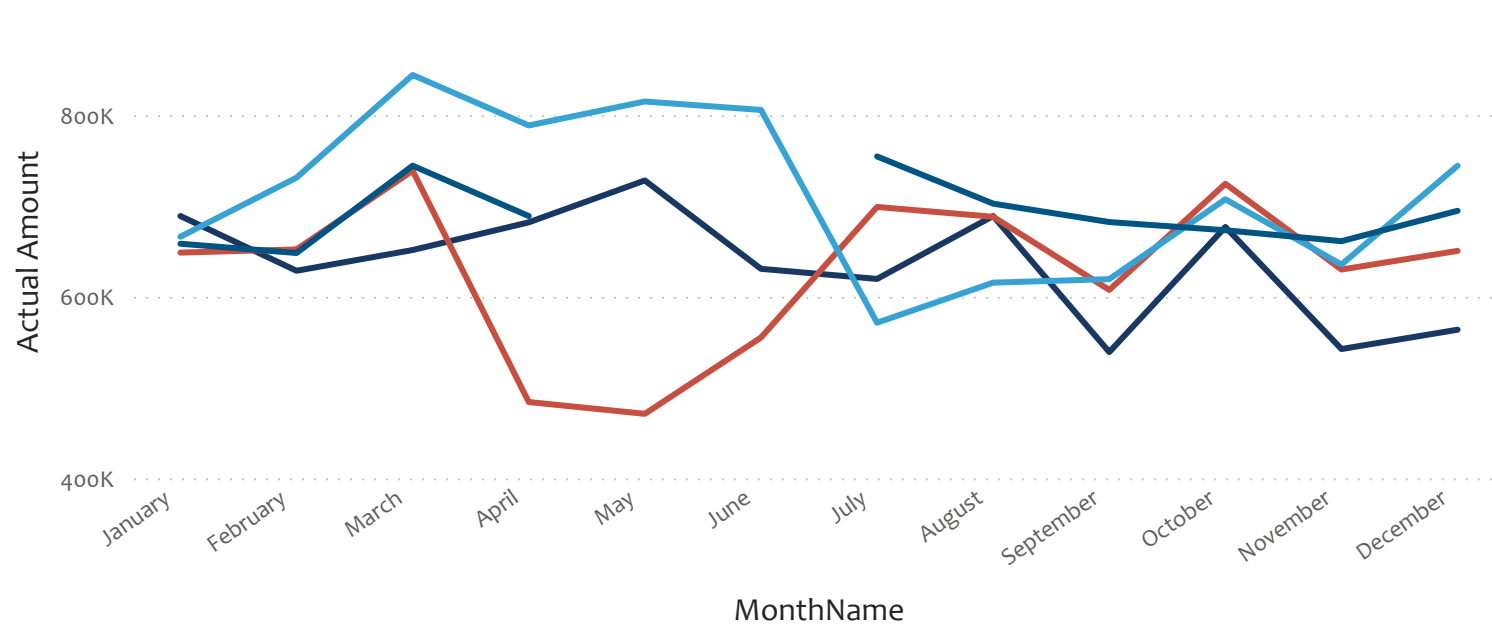
Net Income Actual and Budget Amount by Month

● Actual Amount ● Budget Amount



Revenue - Actual Amount history by month

FY ● FY19 ● FY20 ● FY21 ● FY22

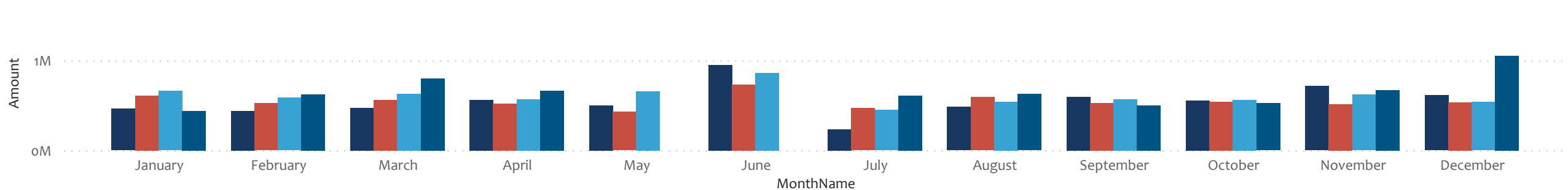


Variiances

Category	Amount minus Budget	% difference from Budget
Revenue	29,325	4.45%
Statutory Convenience Fees	29,553	4.49%
Third party Batch Filing Fees	-16	-1.54%
Interest Income	-45	-54.78%
Batch Application Fees	-166	
Expense	-63,471	10.56%
Contract Services	30,137	-10.58%
Audit Services	2,250	
Miscellaneous	1,666	
Bank Analysis Fees	1,602	-16.43%
Insurances	279	
Accounting & Banking Services	-3,356	14.68%
Bad Debt	-22,529	
General Legal	-23,144	462.89%
Interchange Fees	-50,375	18.35%
Total	-34,146	-58.35%

Expense - Actual Amount history by month

FY ● FY19 ● FY20 ● FY21 ● FY22



Actual by month Year-to-Date - FY22



Category	Jul 2021	Aug 2021	Sep 2021	Oct 2021	Nov 2021	Dec 2021	Jan 2022	Feb 2022	Mar 2022	Apr 2022	Total
Revenue	754,580	702,585	682,314	673,290	661,247	694,704	658,434	648,232	744,419	688,948	6,908,754
Third party Batch Filing Fees	1,500	1,550	2,250	1,375	1,100	1,475	1,475	3,750	1,525	1,025	17,025
Statutory Convenience Fees	753,031	700,489	679,516	671,865	660,100	692,191	656,922	643,447	742,856	687,886	6,888,303
Interest Income	48	46	48	51	47	38	37	34	37	38	426
Batch Application Fees		500	500			1,000		1,000			3,000
Expense	-608,857	-626,665	-500,368	-524,357	-669,749	-1,051,901	-439,953	-624,709	-799,832	-664,576	-6,510,966
Miscellaneous		-3,700		-3,700		-3,700	-1,789				-12,889
Interchange Fees	-367,658	-325,533	-298,532	-292,924	-331,884	-434,722	-309,898	-295,686	-348,622	-324,956	-3,330,415
General Legal	-10,175				-1,898		-1,595			-28,144	-41,812
Contract Services	-206,155	-277,065	-181,211	-201,632	-260,699	-380,306	-331,608	-234,889	-239,056	-254,581	-2,567,202
Bank Analysis Fees	-3,255	-3,196	-3,124	-3,163	-3,659	-3,109	-9,238	-3,368	-12,300	-8,148	-52,561
Bad Debt					-24,451	-199,487	238,412	-65,607	-175,510	-22,529	-249,173
Audit Services					-19,000						-19,000
Accounting & Banking Services	-21,615	-17,172	-17,500	-22,938	-28,159	-30,576	-24,238	-25,159	-24,342	-26,217	-237,916
Total	145,722	75,920	181,947	148,933	-8,502	-357,196	218,481	23,523	-55,413	24,372	397,787

Budget by month for Year-To-Date - FY22

Category	Jul 2021	Aug 2021	Sep 2021	Oct 2021	Nov 2021	Dec 2021	Jan 2022	Feb 2022	Mar 2022	Apr 2022	Total
Revenue	659,627	659,627	659,627	659,627	659,625	659,625	659,625	659,625	659,623	659,623	6,596,254
Third party Batch Filing Fees	1,042	1,042	1,042	1,042	1,042	1,042	1,042	1,042	1,041	1,041	10,418
Statutory Convenience Fees	658,334	658,334	658,334	658,334	658,333	658,333	658,333	658,333	658,333	658,333	6,583,334
Interest Income	84	84	84	84	83	83	83	83	83	83	834
Batch Application Fees	167	167	167	167	167	167	167	167	166	166	1,668
Expense	-601,109	-601,109	-601,108	-601,108	-601,107	-601,106	-601,106	-601,106	-601,105	-601,105	-6,011,069
Miscellaneous	-1,667	-1,667	-1,667	-1,667	-1,667	-1,667	-1,667	-1,667	-1,666	-1,666	-16,668
Interchange Fees	-274,581	-274,581	-274,581	-274,581	-274,581	-274,581	-274,581	-274,581	-274,581	-274,581	-2,745,810
Insurances	-280	-280	-280	-280	-279	-279	-279	-279	-279	-279	-2,794
General Legal	-5,000	-5,000	-5,000	-5,000	-5,000	-5,000	-5,000	-5,000	-5,000	-5,000	-50,000
Contract Services	-284,719	-284,719	-284,718	-284,718	-284,718	-284,718	-284,718	-284,718	-284,718	-284,718	-2,847,182
Bank Analysis Fees	-9,750	-9,750	-9,750	-9,750	-9,750	-9,750	-9,750	-9,750	-9,750	-9,750	-97,500
Audit Services	-2,250	-2,250	-2,250	-2,250	-2,250	-2,250	-2,250	-2,250	-2,250	-2,250	-22,500
Accounting & Banking Services	-22,862	-22,862	-22,862	-22,862	-22,862	-22,861	-22,861	-22,861	-22,861	-22,861	-228,615
Total	58,518	58,518	58,519	58,519	58,518	58,519	58,519	58,519	58,518	58,518	585,185